

K. P. RAO
H.N. ANIL
MOHAN R LAVI
K. VISWANATH
S. PRASHANTH
P. RAVINDRANATH

Phone : 080 - 25587385 / 25586814
Fax : 080 - 25594661
E-mail : info@kp Rao.co.in

INDEPENDENT AUDITOR'S REPORT

To The Members of Anthem Biosciences Private Limited

Report on the Audit of the Standalone Financial Statements

Opinion

We have audited the accompanying Standalone Ind AS financial statements of **Anthem Biosciences Private Limited** which comprise the Standalone Balance Sheet as at 31 March 2024, the Standalone Statement of Profit and Loss (including other comprehensive income), Standalone Statement of Changes in Equity and the Standalone Statement of Cash Flows for the year then ended and notes to the standalone financial statements including a summary of the significant accounting policies and other explanatory information (hereinafter referred to as "the Standalone Ind AS financial statements").

In our opinion and to the best of our information and according to the explanations given to us, the aforesaid standalone financial statements give the information required by the Companies Act, 2013 ("Act") in the manner so required and give a true and fair view in conformity with the Indian Accounting Standards prescribed under section 133 of the Act read with the Companies (Indian Accounting Standards) Rules, 2015 as amended, ("Ind AS") and other accounting principles generally accepted in India, of the Standalone State of Affairs of the Company as at March 31, 2024, and its profit and the total comprehensive income, the cash flows and the changes in equity for the year ended on that date.

Basis of Opinion

We conducted our audit of the financial statements in accordance with the Standards on Auditing (SAs) specified under section 143(10) of the Companies Act, 2013. Our responsibilities under those Standards are further described in the Auditor's Responsibilities for the Audit of the Financial Statements section of our report. We are independent of the Company in accordance with the Code of Ethics issued by the Institute of Chartered Accountants of India together with the Ethical requirements that are relevant to our audit of the financial statements under the provisions of the Companies Act, 2013 and the Rules there under, and we have fulfilled our other ethical responsibilities in accordance with these requirements and the Code of Ethics. We believe that the audit evidence we have obtained is sufficient and appropriate to provide a basis for our opinion on the financial statements.



Branches

Hyderabad : 3rd Floor, D1, 6-3-652, Kautilya, Somajiguda, Hyderabad - 500 082. Ph.: 040-23322310

Mysore : 74, 2nd Main, First Stage, Vijayanagar, Mysore - 570 017. Ph.: 0821-4271908

Chennai : Flat 2-A, Second Floor, Shruthi 3/7, 8th Cross Street, Shastrinagar, Adayar, Chennai - 600 020. Ph.: 044- 24903137 / 45511564

Board of Directors' Responsibility for the Standalone Financial Statements

The Board of Directors are responsible for the matters stated in section 134(5) of the Companies Act 2013, with respect to the preparation of these financial statements that give a true and fair view of the financial position and financial performance, of the company in accordance with the Accounting Principles generally accepted in India, including the Indian Accounting Standards (Ind AS) specified under section 133 of the Act. This responsibility also includes maintenance of adequate accounting records in accordance with the provisions of the Act for safeguarding the assets of the Company and for preventing and detecting frauds and other irregularities; selection and application of appropriate accounting policies; making judgements and estimates that are reasonable and prudent; and design, implementation and maintenance of adequate internal financial controls, that were operating effectively for ensuring the accuracy and completeness of the accounting records, relevant to the preparation and presentation of the financial statements that give a true and fair view and are free from material misstatement, whether due to fraud or error.

In preparing the standalone financial statements, the Board of Directors are responsible for assessing the Company's ability to continue as a going concern, disclosing, as applicable, matters related to going concern and using the going concern basis of accounting unless management either intends to liquidate the company or to cease operations, or has no realistic alternative but to do so.

The Board of Directors is also responsible for overseeing the Company's financial reporting process.

Key Audit Matters

Key audit matters are those matters that, in our professional judgment, were of most significance in our audit of the standalone financial statements of the current period. These matters were addressed in the context of our audit of the standalone financial statements as a whole, and in forming our opinion thereon, and we do not provide a separate opinion on these matters. We have determined that there no key audit matters to be reported for the year 2023-24.

Auditor's Responsibility for the audit of Standalone Financial Statements

Our objectives are to obtain reasonable assurance about whether the standalone financial statements as a whole are free from material misstatement, whether due to fraud or error, and to issue an auditor's report that includes our opinion. Reasonable assurance is a high level of assurance, but is not a guarantee that an audit conducted in accordance with SAs will always detect a material misstatement when it exists.



Misstatements can arise from fraud or error and are considered material if, individually or in the aggregate, they could reasonably be expected to influence the economic decisions of users taken on the basis of these standalone financial statements.

As part of an audit in accordance with SAs, we exercise professional judgement and maintain professional scepticism throughout the audit. We also:

- Identify and assess the risks of material misstatement of the standalone financial statements, whether due to fraud or error, design and perform audit procedures responsive to those risks, and obtain audit evidence that is sufficient and appropriate to provide a basis for our opinion. The risk of not detecting a material misstatement resulting from fraud is higher than for one resulting from error, as fraud may involve collusion, forgery, intentional omissions, misrepresentations, or the override of internal control.
- Obtain an understanding of internal controls relevant to the audit in order to design audit procedures that are appropriate in the circumstances. Under section 143(3)(i) of the Act, we are also responsible for expressing our opinion on whether the company has adequate internal financial controls system in place and the operating effectiveness of such controls.
- Evaluate the appropriateness of accounting policies used and the reasonableness of accounting estimates and related disclosures made by management.
- Conclude on the appropriateness of management use of the going concern basis of accounting and, based on the audit evidence obtained, whether a material uncertainty exists related to events or conditions that may cast significant doubt on the company's ability to continue as a going concern. If we conclude that a material uncertainty exists, we are required to draw attention in our auditor's report to the related disclosures in the financial statements or, if such disclosure are inadequate, to modify our opinion. Our conclusions are based on the audit evidence obtained up to the date of our auditor's report. However, future events or conditions may cause the company to cease to continue as a going concern.
- Evaluate the overall presentation, structure and content of the standalone financial statements, including the disclosures, and whether the standalone financial statements represent the underlying transactions and events in a manner that achieves fair presentation.

Materiality is the magnitude of misstatements in the standalone financial statements that, individually or in aggregate, makes it probable that the economic decisions of a reasonably knowledgeable user of the standalone financial statements may be



influenced. We consider quantitative materiality and qualitative factors in (i) planning the scope of our audit work and in evaluating the results of our work; and (ii) to evaluate the effect of any identified misstatements in the financial statements.

We also communicate with those charged with governance regarding, among other matters, the planned scope and timing of the audit and significant audit findings that we identify during our audit.

We also provide those charged with governance with a statement that we have complied with relevant ethical requirements regarding independence, and to communicate with them all relationships and other matters that may reasonably be thought to bear on our independence, and where applicable, related safeguards.

From the matters communicated with those charged with governance, we determine those matters that were of most significance in the audit of the financial statements of the current period and are therefore the key audit matters. We describe these matters in our auditor's report unless law or regulation precludes public disclosure about the matter or when, in extremely rare circumstances, we determine that a matter should not be communicated in our report because the adverse consequences of doing so would reasonably be expected to outweigh the public interest benefits of such communication.

Report on Other Legal and Regulatory Requirements

As required by the Companies (Independent Auditor's Report) Order, 2020 ("the Order") issued by the Central Government of India in terms of subsection (11) of Section 143 of the Act, we give in the "**Annexure A**", a statement on the matters specified in paragraphs 3 and 4 of the Order, to the extent applicable.

As required by Section 143 (3) of the Act, we report that:

- a) We have sought and obtained all the information and explanations which to the best of our knowledge and belief were necessary for the purposes of our audit.
- b) In our opinion, proper books of account as required by law have been kept by the Company so far as it appears from our examination of those books.
- c) The Standalone Balance Sheet, the Standalone Statement of Profit and Loss (including other comprehensive income), Standalone Statement of Changes in Equity and the Standalone Statement of Cash Flows dealt with by this Report are in agreement with the books of account.



- d) In our opinion, the aforesaid standalone financial statements comply with the Ind AS specified under Section 133 of the Act, read with Companies (Indian Accounting Standards) Rules, 2015, as amended.
- e) On the basis of the written representations received from the directors as on 31st March, 2024 taken on record by the Board of Directors, none of the directors are disqualified as on 31st March, 2024 from being appointed as a director in terms of Section 164 (2) of the Act.
- f) With respect to the adequacy of the internal financial controls over financial reporting of the Company and the operating effectiveness of such controls, refer to our separate Report in **"Annexure B"**.
- g) With respect to the other matters to be included in the Auditor's Report in accordance with Rule 11 of the Companies (Audit and Auditors) Rules, 2014, in our opinion and to the best of our information and according to the explanations given to us:
- i. The Company has disclosed the impact of pending litigations on its financial position in its standalone financial statements – Refer Note 38 to the standalone financial statements;
 - ii. The Company did not have any long-term contracts including derivative contracts for which there were any material foreseeable losses.
 - iii. There were no amounts which were required to be transferred to the Investor Education and Protection Fund.
 - iv. The Management has represented in Note 45(i) that, to the best of its knowledge and belief, no funds have been advanced or loaned or invested (either from borrowed funds or share premium or any other sources or kind of funds) by the Company to or in any other person(s) or entity(ies), including foreign entities ("Intermediaries"), with the understanding, whether recorded in writing or otherwise, that the Intermediary shall, directly or indirectly lend or invest in other persons or entities identified in any manner whatsoever by or on behalf of the Company ("Ultimate Beneficiaries") or provide any guarantee, security or the like on behalf of the Ultimate Beneficiaries.
 - v. The Management has represented in Note 45(ii) that, to the best of its knowledge and belief, no funds have been received by the Company from



any person(s) or entity(ies), including foreign entities ("Funding Parties"), with the understanding, whether recorded in writing or otherwise, that the Company shall, directly or indirectly, lend or invest in other persons or entities identified in any manner whatsoever by or on behalf of the Funding Party ("Ultimate Beneficiaries") or provide any guarantee, security or the like on behalf of the Ultimate Beneficiaries.

- vi. Based on the audit procedures as considered reasonable and appropriate in the circumstances, nothing has come to our notice that has caused us to believe that the representations under sub-clause (i) and (ii) of Rule 11(e) contain any material mis-statement.
- vii. The company has neither declared nor paid interim dividend or final dividend during the year. Therefore, reporting under Rule 11(f) of Companies (Audit and Auditors) Rules, 2014 is not applicable.
- h) With respect to the matter to be included in the Auditor's Report under Section 197(16) of the Act, in our opinion and according to the information and explanations given to us, the limit prescribed by section 197. for maximum permissible managerial remuneration is not applicable to a private limited company.
- I) Based on our examination which included test checks, the company has used an accounting software for maintaining its books of account which has a feature of recording audit trail (edit log) facility and the same has operated throughout the year for all relevant transactions recorded in the software. Further, during the course of our audit we did not come across any instance of audit trail feature being tampered with.

For **K.P.Rao & Co.**

Chartered Accountants
Firm Reg. No. 003135S


Mohan R Lavi

Partner

Membership No. 029340

UDIN: 24029340BKBGFN3147



Place: Bangalore

Date: 5th September 2024

ANNEXURE - A TO THE INDEPENDENT AUDITORS' REPORT

(Referred to in report on other legal and regulatory requirements Section of our report of even date)

- i.
 - a.
 - A. The company has maintained showing proper records showing full particulars, including quantitative details and situation of Property, Plant and Equipment;
 - B. the company has maintained proper records showing full particulars of intangible assets;
 - b. According to the information and explanations given to us and on the basis of our examination of the records of the Company, the Property, Plant and Equipment have been physically verified by the management during the year.
 - c. Except for the property tabulated below, the title deeds of immovable properties held by the company are in the name of the Company.

Descri ption	Gross Carryin g Value (In Lakhs)	Held in name of	Whether promoter/ director or their relative or employee	Period held	Reason for not being in name of company
PPE	1313.21	The Karnataka Industrial Areas Development Board (KIADB)	No	17/05/2018	Lease cum sale basis (99 years lease)
PPE	367.15	The Karnataka Industrial Areas Development Board (KIADB)	No	26/09/2019	Lease cum sale basis (99 years lease)
PPE	4737.69	The Karnataka Industrial Areas Development Board (KIADB)	No	02/02/2021	Lease cum sale basis (99 years lease)

- d. According to the information and explanations given to us and on the basis of our examination of the records of the Company, the Company has not revalued its Property, Plant and Equipment or Intangible Assets during the year.



- e. According to the information and explanations given to us, no proceedings have been initiated or are pending against the company for holding any benami property under the Benami Transactions (Prohibition) Act, 1988 (45 of 1988) and rules made thereunder.

ii.

- a. According to the information and explanations given to us and on the basis of our examination of the records of the Company, physical verification of inventory has been conducted at reasonable intervals by the management, the coverage and procedure of such verification by the management is appropriate; No discrepancies of 10% or more in the aggregate for each class of inventory were noticed.
- b. According to the information and explanations given to us and on the basis of our examination of the records of the Company, the Company has been sanctioned working capital limits in excess of five crore rupees, in aggregate, from banks on the basis of security of current assets. In our opinion, the quarterly returns or statements filed by the Company with such banks are generally in agreement with the books of account of the Company. Differences if any, are immaterial.

iii. According to the information and explanations given to us and on the basis of our examination of the records of the Company, The Company has granted advances to one of its subsidiary during the year & the company has granted loans & stood guarantee for two companies during the year, details of the loan & guarantee is stated in sub-clause(a) below.

- a. A. Based on the audit procedures carried on by us and as per the information and explanations given to us, the Company has granted advances to its wholly-owned subsidiary (Neoanthem Lifesciences Private Limited) during the year ended 31st March 2024.

Particulars	Amount (in lakhs)
Aggregate amount of advances during the year	15141.35
Balance of loan outstanding as at balance sheet date	17460.32



- b. The company also stood guarantee for wholly owned subsidiary Neoanthem Lifesciences Private Limited during the year ended 31st March 2024:

Particulars	Amount (in lakhs)
Aggregate amount of Guarantee for Neoanthem Lifesciences Private Limited during the year	21400.00

- c. Based on the audit procedures carried on by us and as per the information and explanations given to us, the Company has stood guarantee for a company other than its subsidiary during the year ended 31st March 2024:

Particulars	Amount (in lakhs)
Aggregate amount of Guarantee stood for Anthem Biopharma Private Limited during the year	750.00

- d. According to the information and explanations given to us and based on the audit procedures conducted by us, we are of the opinion that the terms and conditions of the loans given are prima facie, not prejudicial to the interest of the Company.
- e. According to the information and explanations given to us and on the basis of our examination of the records of the Company, there is no overdue amount for more than ninety days in respect of loans given.
- f. According to the information and explanations given to us and on the basis of our examination of the records of the Company, there is no loan given falling due during the year, which has been renewed or extended or



fresh loans given to settle the over dues of existing loans given to the same party.

- g. According to the information and explanations given to us and on the basis of our examination of the records of the Company, the Company has not given any loans either repayable on demand or without specifying any terms or period of repayment.
- iv. According to the information and explanations given to us and on the basis of our examination of the records, the Company has not given any loans, or provided any guarantee or security as specified under Section 185 of the Companies Act, 2013 and the Company has not provided any guarantee or security as specified under Section 186 of the Companies Act, 2013. Further, the Company has complied with the provisions of Section 186 of the Companies Act, 2013 in relation to loans given and investments made.
- v. The Company has not accepted any deposits or amounts which are deemed to be deposits from the public. Accordingly, clause 3(v) of the Order is not applicable
- vi. According to the information and explanations given to us and on the basis of our examination of the records, the Company is not required to maintain cost records under sub-section (1) of section 148 of the Companies Act, 2013. Accordingly, clause 3(vi) of the Order is not applicable.
- vii.
- a. The company has been regular in depositing undisputed statutory dues including Income Tax, Cess and other statutory dues with the appropriate authorities during the year.
- b. According to the information and explanations given to us, there are no dues of GST, Provident fund, Employees' State Insurance, Income-tax, Sales tax, Service tax, Duty of Customs, Value added tax, Cess or other statutory dues which have not been deposited by the Company on account of disputes, except for the following:



Nature of the statute	Nature of the Dues	Amount (In Lakhs)	Period	Forum where dispute is pending
The Finance Act, 1994	Service Tax	12.25	FY 2012 to FY 2015	CESTAT-Bangalore
Income Tax Act, 1961	Income Tax	92.91	AY 2017-18	CIT (A)-Bangalore
Income Tax Act, 1961	Income Tax	50.88	AY 2020-21	CIT (A)-Bangalore
Income Tax Act, 1961	Income Tax	19.76	AY 2016-17	ACIT-Bangalore
Income Tax Act, 1961	Income Tax	381.48	AY 2018-19	ACIT-Bangalore
Goods and Service Tax	GST	45.46	FY 2017-18	JCCT-Appeals-4-Bangalore

viii. According to the information and explanations given to us and on the basis of our examination of the records of the Company, the Company has not surrendered or disclosed any transactions, previously unrecorded as income in the books of account, in the tax assessments under the Income-tax Act, 1961 as income during the year.

ix.

- a. According to the information and explanations given to us and on the basis of our examination of the records of the Company, the company has not defaulted in repayment of dues to banks, financial institutions.
- b. According to the information and explanations given to us and on the basis of our examination of the records of the Company, the company has not been declared wilful defaulter by any bank or financial institution or other lender.
- c. According to the information and explanations given to us by the management, term loans were applied for the purpose for which the loans were obtained



- d. According to the information and explanations given to us, and the procedures performed by us, and on an overall examination of the financial statements of the company, we report that no funds raised on short-term basis have been used for long-term purposes by the company.
 - e. According to the information and explanations given to us and procedures performed by us, the company has not taken any funds from any entity or person on account of or to meet the obligations of its subsidiaries, associates or joint ventures.
 - f. According to the information and explanations given to us and procedures performed by us, the company has not raised any loans during the year on the pledge of securities held in its subsidiary.
- x.
- a. The Company has not raised any money by way of initial public offer or further public offer (including debt instruments). Accordingly, clause 3 (x)(a) of the Order is not applicable.
 - b. Based on examination of the books and records of the Company and according to the information and explanations given to us, the company has not made any preferential allotment or private placement of shares or convertible debentures (fully, partially or optionally convertible) during the year.
- xi.
- a. Based on examination of the books and records of the Company and according to the information and explanations given to us, considering the principles of materiality outlined in Standards on Auditing, we report that no fraud by the Company or on the Company has been noticed or reported during the course of the audit.
 - b. According to the information and explanations given to us, no report under sub-section (12) of Section 143 of the Companies Act, 2013 has been filed by the auditors in Form ADT-4 as prescribed under Rule 13 of Companies (Audit and Auditors) Rules, 2014 with the Central Government.
 - c. As represented to us by the Management, constituting whistle-blower policy is not required by the company. Accordingly, clause 3(xi)(c) of the



Order is not applicable

- xii. According to the information and explanations given to us, the company is not a Nidhi Company and therefore the provisions of Para 3(xii) of the Companies (Auditors Report), 2020 are not applicable.
- xiii. According to the information and explanations given to us and based on our examination of the records of the Company, transactions with the related parties are in compliance with sections 177 and 188 of Companies Act, 2013 where applicable and the details have been disclosed in the Financial Statements etc., as required by the applicable accounting standards.
- xiv.
- a. The company has an internal audit system commensurate with the size and nature of its business.
 - b. We have considered the internal audit reports of the company issued till date, for the period under audit.
- xv. In our opinion and according to the information and explanation given to us, the Company has not entered into any non-cash transactions with directors or persons connected with him. Accordingly, clause 3(xv) of the Order is not applicable.
- xvi.
- a. The company is not required to be registered under section 45-IA of the Reserve Bank of India Act, 1934. Accordingly, paragraph 3(xvi)(a) of the Order is not applicable.
 - b. The Company is not a Non-Banking Financial or Housing Finance activities as defined in regulations made by the Reserve Bank of India. Accordingly, paragraph 3(xvi)(b) of the Order is not applicable.
 - c. The company is not a Core Investment Company (CIC) as defined in the regulations made by the Reserve Bank of India. Accordingly the provisions of Para 3(xvi)(c) is not applicable.
 - d. As per the information and explanations given to us, there are no Core Investment Companies as part of the Group. Accordingly the provisions of Para 3(xvi)(d) is not applicable.
- xvii. The company has not incurred cash losses in the current and in the immediately preceding financial year.



- xviii. There has been no resignation of the statutory auditors during the year and accordingly this clause is not applicable.
- xix. According to the information and explanations given to us and on the basis of the financial ratios, ageing and expected dates of realization of financial assets and payment of financial liabilities, other information accompanying the financial statements, our knowledge of the Board of Directors and management plans and based on our examination of the evidence supporting the assumptions, nothing has come to our attention, which causes us to believe that any material uncertainty exists as on the date of the audit report that company is not capable of meeting its liabilities existing at the date of balance sheet as and when they fall due within a period of one year from the balance sheet date. We, however, state that this is not an assurance as to the future viability of the company. We further state that our reporting is based on the facts up to the date of the audit report and we neither give any guarantee nor any assurance that all liabilities falling due within a period of one year from the balance sheet date, will get discharged by the company as and when they fall due.
- xx. In our opinion and according to the information and explanations given to us, the Company has transferred the amount to be spent on CSR to a specific bank account.

for **K.P.Rao & Co.**
Chartered Accountants
Firm Reg. No. 003135S



Mohan R Lavi
Partner
Membership No. 029340
UDIN: 24029340BKBGFN3147



Place: Bangalore
Date: 5th September 2024

**ANNEXURE B TO INDEPENDENT AUDITORS' REPORT ON THE STANDALONE
FINANCIAL STATEMENTS**

**Report on the Internal Financial Controls under Clause (i) of Sub-section 3 of
Section 143 of the Companies Act, 2013**

Opinion

We have audited the internal financial controls with reference to standalone financial statements of the Company as of 31 March 2024 in conjunction with our audit of the standalone financial statements of the Company as at and for the year ended on that date.

In our opinion, the Company has maintained, in all material respects, an adequate internal financial controls system over financial reporting and such internal financial controls over financial reporting were operating effectively as at 31st March 2024, based on the internal control over financial reporting criteria established by the Company considering the essential components of internal control stated in the Guidance Note of Internal Financial Controls Over Financial Reporting issued by the Institute of Chartered Accountants of India. However, the existing policies, systems, procedures and internal controls followed by the Company have to be completely and appropriately documented.

Board of Directors' Responsibility for Internal Financial Controls

The Board of Directors are responsible for establishing and maintaining internal financial controls based on the essential components of internal control stated in the Guidance Note on Audit of Internal Financial Controls Over Financial Reporting ('the Guidance Note') issued by the Institute of Chartered Accountants of India ('the ICAI'). These responsibilities include the design, implementation and maintenance of adequate internal financial controls that were operating effectively for ensuring the orderly and efficient conduct of its business, including adherence to Company's policies, the safeguarding of its assets, the prevention and detection of frauds and errors, the accuracy and completeness of the accounting records, and the timely preparation of reliable financial information, as required the Companies Act, 2013 ('the Act').

Auditor's Responsibility

Our responsibility is to express an opinion on the Company's internal financial controls over financial reporting based on our audit. We conducted our audit in accordance with the Guidance Note and the Standards on Auditing ('the Standards'), issued by the ICAI



and deemed to be prescribed under section 143(10) of the Act, to the extent applicable to an audit of internal financial controls, both issued by the ICAI. Those Standards and the Guidance Note require that we comply with ethical requirements and plan and perform the audit to obtain reasonable assurance about whether adequate internal financial controls over financial reporting was established and maintained and if such controls operated effectively in all material respects.

Our audit involves performing procedures to obtain audit evidence about the adequacy of the internal financial controls system over financial reporting and their operating effectiveness. Our audit of internal financial controls over financial reporting included obtaining an understanding of internal financial controls over financial reporting, assessing the risk that a material weakness exists, and testing and evaluating the design and operating effectiveness of internal control based on the assessed risk. The procedures selected depend on the auditor's judgment, including the assessment of the risks of material misstatement of the financial statements, whether due to fraud or error.

We believe that the audit evidence we have obtained is sufficient and appropriate to provide a basis for our audit opinion on the Company's internal financial controls system over financial reporting.

Meaning of Internal Financial Controls Over Financial Reporting

A Company's internal financial control over financial reporting is a process designed to provide reasonable assurance regarding the reliability of financial reporting and the preparation of financial statements for external purposes in accordance with generally accepted accounting principles. This includes those policies and procedures that:

- i) pertain to the maintenance of records that, in reasonable detail, accurately and fairly reflect the transactions and dispositions of the assets of the Company;
- ii) provide reasonable assurance that transactions are recorded as necessary to permit preparation of financial statements in accordance with generally accepted accounting principles, and that receipts and expenditures of the Company are being made only in accordance with authorizations of management and directors of the company; and



- iii) provide reasonable assurance regarding prevention or timely detection of unauthorized acquisition, use, or disposition of the Company's assets that could have a material effect on the financial statements.

Inherent Limitations of Internal Financial Controls Over Financial Reporting

Because of the inherent limitations of internal financial controls over financial reporting, including the possibility of collusion or improper management override of controls, material misstatements due to error or fraud may occur and not be detected. Also, projections of any evaluation of the internal financial controls over financial reporting to future periods are subject to the risk that the internal financial control over financial reporting may become inadequate because of changes in conditions, or that the degree of compliance with the policies or procedures may deteriorate.

Opinion


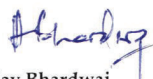



In our opinion, the Company has, in all material respects, an adequate internal financial control system over financial reporting and such internal financial controls over financial reporting were operating effectively as at March 31, 2024, based on the Internal control over financial reporting criteria established by the Company considering the essential components of internal control stated in the "Guidance Note on Audit of Internal Financial Controls over Financial Reporting issued by the Institute of Chartered Accountants of India".

For **K.P.Rao & Co.**
Chartered Accountants
Firm Reg. No. 003135S

Mohan R Lavi
Partner
Membership No. 029340
UDIN: 24029340BKBGFN3147



Place: Bangalore
Date: 5th September 2024

Anthem Biosciences Private limited CIN:U24233KA2006PTC039703 Registered office:No 49,F1&F2,Canara Bank Road, Bommasandra Industrial Area Phase I, Bommasandra, Bangalore-560099.			
Balance Sheet as at March 31, 2024		(₹.in Lakhs)	
		As at 31.03.2024	As at 31.03.2023
I ASSETS			
1) Non-current assets			
a) Property, plant and equipment	3	46,541.68	43,846.54
b) Capital work-in-progress	3.1	15,591.35	14,340.76
c) Right of use assets	3.3	628.72	133.76
d) Intangible assets	3.2	600.17	908.94
e) Financial Assets			
i) Investment	4.2	1,270.31	631.03
ii) Trade receivables	5	310.78	310.78
iii) Loans & Advances	6	17,873.41	2,797.57
iv) Other Financial Asset	7	499.22	460.79
f) Deferred tax assets (net)	8	4,141.02	2,490.80
g) Non-Current tax assets (net)	9	140.14	137.49
h) Other non-current assets	10	277.10	1,280.93
Total Non-current assets		87,873.91	67,339.39
2) Current assets			
a) Inventories	11	21,130.92	12,941.63
b) Financial assets			
i) Investment	4.1	45,907.03	49,287.05
ii) Trade receivables	5	48,983.38	27,406.78
iii) Cash and cash equivalents	12	18,334.86	34,218.21
iv) Bank balances, other than (iii) above	13	49.87	61.13
v) Other Financial Asset	7	41.72	22.63
c) Other current assets	14	10,100.92	8,025.05
Total Current assets		144,548.69	131,962.49
TOTAL ASSETS		232,422.60	199,301.88
II EQUITY AND LIABILITIES			
Equity			
a) Share capital	15	11,181.54	11,409.74
b) Other equity	16	182,125.94	162,752.09
Total Equity		193,307.48	174,161.83
Liabilities			
1) Non-current liabilities			
a) Financial liabilities			
i) Lease liabilities	19	430.59	76.44
ii) Borrowings	17	6,571.95	8,505.57
iii) Other financial liabilities	19	1,116.84	616.02
b) Provisions	20	653.04	538.83
c) Other non-current liabilities	21	116.93	141.76
Total non-current liabilities		8,889.35	9,878.61
2) Current liabilities			
a) Financial liabilities			
i) Lease liabilities	19	168.49	32.22
ii) Borrowings	17	10,086.73	2,887.61
iii) Trade Payables	18	-	-
(a) Dues of Micro enterprises & small enterprises		-	-
(b) Dues to other than Micro enterprises & small enterprises		10,043.53	7,192.07
iv) Other financial liabilities	19	592.23	449.79
b) Other current liabilities	21	8,358.64	3,755.95
c) Provisions	20	335.08	355.45
d) Current Tax Liabilities (net)	22	641.08	588.35
Total current liabilities		30,225.77	15,261.44
TOTAL EQUITY AND LIABILITIES		232,422.60	199,301.88
Corporate information and Significant accounting policies.	1&2		
As per our report of even date attached Notes forming part of stand alone financial statements For K.P. Rao & Co., Chartered Accountants Firm Registration No. 003135S  Mohan Lavi Partner Membership No.029340 Place : Bangalore Date : September 05, 2024			
For and on behalf of the Board <div>  Ajay Bhardwaj Managing Director DIN:00333704 </div> <div>  Ravindra K C Director DIN:01580534 </div> <div>  Ramakrishnan K Company Secretary FCS:11748 </div> <div>  </div>			

Anthem Biosciences Private limited
CIN:U24233KA2006PTC039703
Registered office:No 49,F1&F2,Canara Bank Road,
Bommasandra Industrial Area Phase I,
Bommasandra, Bangalore-560099.

Statement of Profit and Loss for the period ending on March 31, 2024

(₹.in Lakhs)


PARTICULARS		Year Ended 31.03.2024	Year Ended 31.03.2023
I Revenue from Operations	23	141,753.90	105,692.43
II Other income	24	7,051.98	7,737.17
III Total Revenue (I + II)		148,805.88	113,429.60
IV Expenses			
Cost of materials consumed	25	64,076.68	34,828.89
Change in Work in Progress	25.1	(4,123.47)	(901.20)
Employee benefits expense	26	18,265.38	15,323.70
Finance costs	27	914.30	675.33
Depreciation and amortization expense	3	8,149.02	6,369.60
Other expenses	28	13,046.71	13,535.24
Total expenses (IV)		100,328.61	69,831.57
V Profit/(Loss) before exceptional items and tax (III-IV)		48,477.27	43,598.03
VI Exceptional & Extra Ordinary items		-	6,180.24
VII Profit/(Loss) before tax (V+VI)		48,477.27	49,778.27
VIII Tax expense	30		
1) Current tax		12,641.08	12,004.84
2) Deferred tax		(1,641.88)	(793.68)
		10,999.20	11,211.16
IX Profit/(Loss) for the year(VII-VIII)		37,478.07	38,567.11
X Other comprehensive income/(loss)			
a) Items that will not be reclassified to profit or loss	31		
Remeasurements of the defined benefit plans		(33.13)	(27.92)
Deferred Tax on above items		8.34	103.48
b) Items that will be reclassified to profit or loss		-	-
Total Comprehensive Income for the period (IX+X)			
XI (Comprising Profit(Loss) and Other Comprehensive Income for the period)		37,453.28	38,642.67
XII Earnings per equity share: (In Rs.)			
2) Basic EPS		6.61	6.77
3) Diluted EPS		6.61	6.77
Corporate information & significant accounting policies	1&2		

As per our report of even date attached
Notes forming part of stand alone financial statements

For K.P. Rao & Co.,

Chartered Accountants

Firm Registration No. 003135S



Mohan Lavi
Partner
Membership No.029340





Place : Bangalore

Date : September 05, 2024


For and on behalf of the Board








Ajay Bhardwaj
Managing Director
DIN:00333704


Gawir Baig
CFO


Ravindra K C
Director
DIN:01580534


Ramakrishnan K
Company Secretary
FCS:11748



Anthem Biosciences Private limited CIN:U24233KA2006PTC039703 Registered office:No 49,F1&F2,Canara Bank Road, Bommasandra Industrial Area Phase I, Bommasandra, Bangalore-560099.		
Cash flow statement for the period ending March 31, 2024 (₹.in Lakhs)		
Description	Year ended 31.03.2024	Year ended 31.03.2023
A. Cash Flow from operating activities:		
Net Profit before taxation	48,477.27	49,778.27
<u>Adjustment:(+/-)</u>		
Depreciation/ Amortisation	8,149.02	6,377.41
Provision for gratuity and leave encashment	93.84	88.50
Interest and finance charges	914.30	667.52
Interest from deposits & advances	(4,779.57)	(2,949.56)
Dividend/ Capital gain from mutual funds	(703.43)	(1,487.33)
(Profit)/ Loss on sale of asset	42.93	(5.33)
Operating Profit before Working Capital Changes	52,194.34	52,469.48
<u>Adjustment for changes in working capital:</u>		
Other financial Assets	(57.52)	(22.36)
Other Current Assets	(2,075.86)	1,027.02
Other non-current Assets	1,001.18	(338.04)
Current financial liabilities	142.43	213.56
Trade and other receivables	(21,576.59)	5,213.06
Inventories	(8,189.29)	(7,118.63)
Trade payables and other liabilities	2,851.46	720.32
Other current liabilities	4,150.61	(8,765.97)
Provisions	-	(0.12)
Cash used in operations	28,440.76	43,398.33
Income taxes paid	(12,000.00)	(11,500.00)
Net cash generated in Operating Activities	16,440.76	31,898.33
B. Cash Flow from Investing Activities:		
Purchase of fixed assets and other capital expenditure	(10,454.21)	(17,867.98)
Right to use assets	(628.93)	70.18
Sale of Fixed Assets	69.10	7.00
(Increase)/ Decrease in cwip	(1,250.59)	926.86
Purchase of Intangible Assets	(59.23)	(561.71)
Interest from deposits & advances	4,779.57	2,949.56
Dividend/ capital gain from Mutual Funds	703.43	1,487.33
Investments in Mutual Fund and Equities	2,740.74	(22,620.15)
Receipt/(payment) of loans and advances to related party	(15,075.84)	(2,181.71)
Net cash used in Investing activities	(19,175.96)	(37,790.62)
C. Cash flow from Financing activities:		
Repayment of borrowings	(1,933.62)	7,915.73
Other Non-Current liabilities	830.15	(1,836.47)
IND AS accounting adjustments	(28.53)	(54.99)
Buy back of equity shares	(14,895.36)	-
Tax on buy back of equity shares	(3,416.86)	-
Repayment of short term borrowings	7,199.12	(71.65)
Interest and finance charges	(914.30)	(667.52)
Net cash (Used)/ Generated in Financing Activities	(13,159.40)	5,285.10
Net change in Cash and Cash Equivalents (A+B+C)	(15,894.61)	(607.18)
Cash and Cash Equivalents (beginning of the year)	34,279.34	34,886.52
Cash and Cash Equivalents (ending period)	18,384.73	34,279.34
As per our report of even date attached Notes forming part of standalone financial statements For K.P. Rao & Co., Chartered Accountants Firm Registration No. 003135S  Mohan Lavi Partner Membership No.029340 Place : Bangalore Date : September 05, 2024		
For and on behalf of the Board  Ajay Bhardwaj Managing Director DIN:00333704  Ravindra K C Director DIN:01580534  Gawir Baig CFO  Ramakrishnan K Company Secretary FCS : 11748 		

STATEMENT OF CHANGES IN EQUITY

A - Equity Share Capital
Particulars

Particulars	(₹.in Lakhs)
Balance as at April 01, 2023	11,410
Changes in equity share share capital during the year*	(228.19)
Balance as at March 31, 2024	11,182

* Buy back of equity shares

B - Other Equity

For the year ended March 31, 2024

Particulars	Reserves and Surplus				Items of other comprehensive income/(loss) Other items of Other Comprehensive Income	Equity Component of Compound Financial Instruments	Total
	Capital Redemption Reserve	General Reserves	Securities Premium	Retained Earnings			
Balance as at April 01, 2023	-	13,699.97	27,185.64	122,097.04	(230.55)	0.00	162,752.09
Adjustment during the year	-	-	-	4.60	-	-	4.60
Profit for the year	-	-	-	37,478.07	-	-	37,478.07
Other Comprehensive income/(loss) for the year	-	-	-	-	(24.79)	-	(24.79)
Buy-back of equity shares (Refer note 15.4)	228.19	(228.19)	(14,667.17)	-	-	-	(14,667.17)
Tax on buy-back of equity shares	-	-	-	(3,416.86)	-	-	(3,416.86)
Additions during the year	-	3,747.81	-	(3,747.81)	-	-	-
Balance as at March 31, 2024	228.19	17,219.58	12,518.47	152,415.04	(255.35)	0.00	182,125.94

For the year ended March 31, 2023

Particulars	Reserves and Surplus				Items of other comprehensive income/(loss) Other items of Other Comprehensive Income	Equity Component of Compound Financial Instruments	Total
	Capital Redemption Reserve	General Reserves	Securities Premium	Retained Earnings			
Balance as at April 01, 2022	500.00	9,843.25	27,001.83	97,465.38	(306.11)	164.24	134,668.60
Adjustment during the year	(500.00)	-	-	(10,078.75)	-	-	(10,578.75)
Profit for the year	-	-	-	38,567.11	-	-	38,567.11
Other Comprehensive income/(loss) for the year	-	-	-	-	75.56	-	75.56
Deletions during the year	-	-	-	-	-	(164.24)	(164.24)
Additions during the year	-	3,856.71	183.81	(3,856.71)	-	-	183.81
Balance as at March 31, 2023	-	13,699.97	27,185.64	122,097.04	(230.55)	0.00	162,752.09

As per our report of even date attached
Notes forming part of stand-alone financial statements
For K.P. Rao & Co.,
Chartered Accountants
Firm Registration No. 003135S
BANGALORE
FRN: 003135S
CHARTERED ACCOUNTANTS

Mohan Lavi
Partner
Membership No.029340

For and on behalf of the Board

[Signature]

Ajay Bhardwaj
Managing Director
DIN-00333704

Ravindra K C
Director
DIN-01580534

[Signature]

Ramakrishnan K
Company Secretary
FCS: 11748



Place: Bangalore
Date : September 05, 2024

Anthem Biosciences Private Limited				
Notes forming part of the financial statements				
15	Equity Share Capital			
Particulars	As at 31.03.2024		As at 31.03.2023	
	No. of Shares	(₹.in Lakhs)	No. of Shares	(₹.in Lakhs)
Authorised Share capital				
Equity Shares of Rs. 2/- each	600,000,000	12,000	600,000,000	12,000
Preference shares of Rs 10/- each	5,000,000	500	5,000,000	500
	605,000,000	12,500	605,000,000	12,500
Issued, subscribed & fully paid share capital				
Equity Shares of Rs. 2/- each	559,077,100	11,182	570,486,800	11,410
Total	559,077,100	11,182	570,486,800	11,410

15.1 The Company has only equity shares having a face value of Rs.2/- each.

15.2 Terms/ Rights attached to equity shares

Each holder of the equity share, as reflected in the records of the Company as of the date of the shareholders meeting, is entitled to one vote in respect of each share held for all matters submitted to vote in the shareholders meeting. In the event of liquidation of the company, the holders of equity shares will be entitled to receive any of the remaining assets of the company after distribution of amounts payable to preference shareholders & any statutory liabilities. The distribution will be in proportion to the number of equity shares held by the shareholders.

15.3 Aggregate number of bonus shares issued during the period of five years immediately preceding the reporting date

Particulars	For the Year ended 31st March			
	2024	2023	2022	2021
Equity shares of Rs. 2/- each	-	526,603,200	-	-

The Company had allotted 52,66,03,200 equity shares of Rs. 2/- each fully paid up as bonus shares on November 28, 2022 in the ratio of 12:1 (Twelve equity shares of Rs. 2/- each for every one equity share of Rs. 2/- each held in the Company as on the record date i.e. 31st October 2022) by capitalisation of Capital redemption reserve and general reserves of the company.

15.4 Aggregate number of shares bought back during the period of five years immediately preceding the reporting date

Particulars	For the Year ended 31st March			
	2024	2023	2022	2021
Equity shares of Rs. 2/- each	11,409,700.00	-	-	-

The Board of Directors at its meeting held on December 11, 2023 had approved the buy-back of 1,14,09,700 fully paid up equity shares of face value of Rs.2/- each from the equity shareholders of the Company, at a price of Rs. 130.55/- per equity share (Maximum Buy-Back price) and such aggregate amount not exceeding Rs.148,95,36,335/- (Maximum Buy-back Size, excluding transaction costs and taxes thereon). Buy Back is undertaken through the offer letter on such terms and conditions as the board may deem fit.



15.5 The details of shareholder holding more than 5% shares as at March 31, 2024 and March 31, 2023 set out below:

Sl. No	Name of the shareholder	As at 31.03.2024		As at 31.03.2023	
		No. of Shares held	% holding	No. of Shares held	% holding
1	Mr. Ajay Bhardwaj	294,747,175	52.72%	301,320,825	52.82%
2	Mr. Ravindra K C	66,024,898	11.81%	67,437,430	11.83%
3	Mr. Ganesh S	68,048,076	12.17%	69,555,730	12.19%
4	Viridity Tone LLP	47,492,640	8.49%	47,432,640	8.32%

15.5 Shareholding of Promoters*

Shares held by promoters at the end of the year				
S. No	Promoter name	No. of Shares**	% of total shares**	% Change During the year
1	Mr. Ajay Bhardwaj	294,747,175	52.72%	(0.00)
2	Mr. Ravindra K C	66,024,898	11.81%	(0.00)
3	Mr. Ganesh S	68,048,076	12.17%	(0.00)
Total		428,820,149		

16 Other Equity (₹.in Lakhs)

Particulars	31.03.2024	31.03.2023
a) Capital Redemption Reserve	228.19	-
b) General Reserve	17,219.58	13,699.97
c) Share Premium	12,518.47	27,185.64
d) Retained Earnings	152,415.04	122,097.04
e) Components of Other Comprehensive Income	(255.35)	(230.55)
Balance at the end of the period (a+b+c+d+e)	182,125.94	162,752.09



3 Property, Plant and Equipment

Particulars	Tangible Assets									Total
	Land - Free Hold *	Road	Buildings	Plant and Equipment	Furniture and Fixtures	Vehicles	Office equipment	Laboratory Equipment	Computers & Accessories	
Cost or Deemed cost										
As at April 01,2023	8,361.28	315.04	15,796.63	42,208.81	1,850.47	744.84	564.35	12,898.55	3,102.49	85,832.46
Additions during the year	-	-	4,332.83	4,772.87	110.37	1,378	27.19	1,006.03	91.15	10,454.21
Disposals/adjustments	-	-	-	242.87	-	28.85	46.38	54.79	0.85	373.74
As at March 31,2024	8,361.28	315.04	20,119.45	46,738.81	1,960.84	829.77	545.15	13,849.79	3,192.79	95,912.93
Depreciation										
As at April 01,2023	-	299.39	6,923.20	21,223.16	1,422.06	581.80	415.94	9,014.37	2,106.01	41,985.92
Charge for the period	-	5.59	1,174.42	4,400.16	120.37	66.97	67.61	1,177.96	633.96	7,647.04
Disposals/adjustments	-	-	-	139.04	-	26.40	44.71	50.71	0.85	261.71
As at March 31,2024	-	304.99	8,097.62	25,484.27	1,542.43	622.37	438.84	10,141.62	2,739.11	49,371.25
Net block										
As at March 31,2024	8,361.28	10.05	12,021.83	21,254.53	418.42	207.40	106.32	3,708.17	453.68	46,541.68
As at March 31,2023	8,361.28	15.64	8,863.43	20,985.65	428.41	163.04	148.41	3,884.18	996.49	43,846.54

*All title deeds of Immovable Properties are held in name of the Company except the below mentioned properties.

Below title deeds of immovable property not held in name of the company

Relevant line item in the Balance sheet	Tangible Assets						Reason for not being held in the name of the company
	Description of item of property	Gross carrying value	Title deeds held in the name of	Whether title deed holder is a promoter, director or relative# of promoter*/director or employee of promoter/director	Property held since which date		
Land	8acre land Plot No. 313-P, 314-P & 318-P, Harohalli Industrial Area, 2nd Phase.	1313.21447			17/05/2018		
	2acre land Plot Nos. 276-P, 280-P & 281-A Harohalli Industrial Area, 2nd Phase.	367.15414	The Karnataka Industrial Areas Development Board (KIADB)	NA	26/09/2019	Lease cum sale basis (99 years lease)	
	30acre land Plot no. 527 to 540 & 557 to 570 in Harohalli 3rd Phase Industrial Area.	4737.6864			02/02/2021		



3.1 Capital work-in-progress	
Particulars	(₹.in Lakhs)
	31.03.2024
Capital work-in-progress	15,591.35
	14,340.76
	15,591.35
	14,340.76

Capital work-in-progress ageing schedule

As at 31 March 2024

CWIP	Amount in capital work in progress for a period of				Total (₹.in Lakhs)
	Less than 1 year	1-2 years	2-3 years	More than 3 years	
Project work in progress	8,765.49	5,196.85	1,603.21	25.80	15,591.35
Projects temporarily suspended	-	-	-	-	-

As at 31 March 2023

CWIP	Amount in capital work in progress for a period of				Total (₹.in Lakhs)
	Less than 1 year	1-2 years	2-3 years	More than 3 years	
Project work in progress	9,864.78	4,417.59	41.40	16.99	14,340.76
Projects temporarily suspended	-	-	-	-	-

Capital work-in-progress completion schedule

As at 31 March 2024

Particulars of cwip	Amount in capital work in progress for a period of				Total (₹.in Lakhs)
	Less than 1 year	1-2 years	2-3 years	More than 3 years	
Biological - Expansion Harohalli	3,535.85	-	-	-	3,535.85
CP 6 Plant Harohalli	-	1,145.08	-	-	1,145.08
NeoAnthem Building	-	9,240.03	-	-	9,240.03
Greenfield projects	-	-	16.15	-	16.15
Others	1,654.24	-	-	-	1,654.24
Total	5,190.09	10,385.11	16.15	-	15,591.35



As at 31 March 2023

Particulars of cwip	Amount in capital work in progress for a period of				Total(₹.in Lakhs)
	Less than 1 year	1-2 years	2-3 years	More than 3 years	
ETP-Expansion Harohalli	3,642.62	-	-	-	3,642.62
Biological - Expansion Harohalli	-	647.36	-	-	647.36
CP 6 Plant Harohalli	-	-	31.99	-	31.99
NeoAnthem Building	-	-	5,761.48	-	5,761.48
Greenfield projects	481.70	-	-	-	481.70
Others	2,321.31	1,434.31	-	-	3,775.62
Total	6,445.63	2,101.66	5,793.47	-	14,340.76

3.2 Other Intangible assets

Particulars	31.03.2024	31.03.2023
Other Intangible Assets	600.17	908.94
Total	600.17	908.94

Particulars	(₹.in Lakhs)
Cost or Deemed cost	
As at April 01, 2023	2,380.29
Additions during the year	59.23
Disposals	-
As at March 31, 2024	2,439.53
Amortisation	
As at April 01, 2023	1,471.35
Charge for the period	368.00
Disposals	-
As at March 31, 2024	1,839.36
Net block	
As at March 31, 2024	600.17
As at March 31, 2023	908.94

3.3 Right to use assets

Particulars	31.03.2024	31.03.2023
Opening Balance	133.76	248.60
Adjustment during the year	-	-
Additions during the year	628.93	11.44
Deletions during the year	-	(81.62)
Depreciation during the year	(133.97)	(44.66)
Closing Balance	628.72	133.76



4 Investments

Sl. No.	Particulars	As at 31.03.2024				As at 31.03.2023		
		Amortised Cost	At Fair Value(₹.in Lakhs)		Total	Amortised Cost	At Fair Value(₹.in Lakhs)	
			Through Other Comprehensive Income	Through profit or loss			Through Other Comprehensive Income	Through profit or loss
	Mutual Funds (as per 4.1)	-	-	45,907.03	45,907.03	-	-	49,287.05
	Other investments (as per 4.2)	1,270.31	-	1,270.31	1,270.31	631.03	-	631.03
(A) Total		1,270.31	-	45,907.03	47,177.34	631.03	-	49,918.08
(i) Investments outside India								
(ii) Investments in India		1,270.31	-	45,907.03	47,177.34	631.03	-	49,918.08
(B) Total		1,270.31	-	45,907.03	47,177.34	631.03	-	49,918.08
(A) - (B)		-	-	-	-	-	-	-
Less: Impairment Loss Allowance		-	-	-	-	-	-	-
Total		1,270.31	-	45,907.03	47,177.34	631.03	-	49,918.08

(₹.in Lakhs)

Particulars	31.03.2024	31.03.2023
4.1 Trade - Quoted - at fair value		
a) Investments in Mutual Funds; Corporate Bonds & MLDs		
Investment in market linked debentures and corporate bonds	41,842.90	40,990.70
Investment in mutual funds	4,064.13	8,296.36
Total investments at Fair Value	45,907.03	49,287.05

(₹.in Lakhs)

Particulars	31.03.2024	31.03.2023
4.2 Other Investments		
a) Investments in wholly owned subsidiary		
Neo Anthem Life Sciences Private Limited	15.00	15.00
b) Other Equity Investments		
Investment in Four EF Renewables Private Limited	184.80	205.34
Investment in Ampyr Renewable Energy Resources Eleven Pvt Ltd	166.97	0.02
Investment in Isharays Energy One Pvt Ltd	200.00	-
c) Other Preference Investments		
Investment in Four EF Renewables Private Limited	369.61	410.68
Investment in Ampyr Renewable Energy Resources Eleven Pvt Ltd	333.93	-
Total investments at Fair Value	1,270.31	631.03



Investment in Equity Instrument- wholly owned Subsidiary company

1. Investment in Neanthem Life Sciences Private Limited, 1,50,000 equity shares of Rs. 10 each (FY2023: 150,000 equity shares of Rs. 10/- each), constitutes 100% of the capital of that company

Investment in Equity Instrument - Others

1. Investment in Four EF Renewables Private Limited, 184804 equity shares of Rs. 100/- each (FY2023: 205338 equity shares of Rs. 100/- each)
2. Investment in Ampyr Renewable Energy Resources Eleven Pvt Ltd, 1669668 equity shares of Rs. 10/- each (FY2023: 150 equity shares of Rs.10/- each)
3. Investment in Isharays Energy One Pvt Ltd, 2000000 equity shares of Rs. 10/- each

Investment in Preference Shares - Others

1. Investment in Four EF Renewables Private Limited, 369609 Preference shares of Rs. 100 each (FY2023: 410667 preference shares of Rs.100/- each)
2. Investment in Ampyr Renewable Energy Resources Eleven Pvt Ltd, 3339337 Preference shares of Rs. 10/- each

5 Trade Receivables

a) Non-current

Particulars			(₹.in Lakhs)
			31.03.2023
Unsecured, considered good			
Trade Receivables from Related parties			310.78
Total			310.78

Trade Receivables Ageing

(For Current Reporting period)

Particulars	Outstanding for following periods from due date of payment				Total (₹.in Lakhs)
	Less than 6 months	6 months - 1 year	1-2 years	2-3 years	More than 3 years
(i) Undisputed Trade receivables - considered good	-	-	-	-	310.78
(ii) Undisputed Trade receivables - which have significant increase in credit risk	-	-	-	-	-
(iii) Undisputed Trade receivables - credit impaired	-	-	-	-	-
(iv) Disputed Trade receivables- considered good	-	-	-	-	-
(v) Disputed Trade receivables - which have significant increase in credit	-	-	-	-	-
(vi) Disputed Trade receivables - credit impaired	-	-	-	-	-
Total	-	-	-	-	310.78



Notes forming part of the financial statements

Trade Receivables Ageing

(For Previous Reporting period)

Particulars	Outstanding for following periods from due date of payment				
	Less than 6 months	6 months - 1 year	1-2 years	2-3 years	More than 3 years
(i) Undisputed Trade receivables - considered good		-			310.78
(ii) Undisputed Trade receivables - which have significant increase in credit risk	-	-	-	-	-
(iii) Undisputed Trade receivables - credit impaired	-	-	-	-	-
(iv) Disputed Trade receivables- considered good	-	-	-	-	-
(v) Disputed Trade receivables - which have significant increase in credit	-	-	-	-	-
(vi) Disputed Trade receivables - credit impaired	-	-	-	-	-
Total	-	-	-	-	310.78

b) Current

(₹ in Lakhs)	
Particulars	31.03.2023
Unsecured, considered good	
(i) Trade Receivables	27,406.78
Unsecured, considered doubtful	
(i) Less: Provision for doubtful trade receivables	-
Total	27,406.78

Trade Receivables Ageing

(For Current Reporting period)

Particulars	Outstanding for following periods from due date of payment				
	Less than 6 months	6 months - 1 year	1-2 years	2-3 years	More than 3 years
(i) Undisputed Trade receivables - considered good	48,785.84	59.50	116.44	18.16	3.44
(ii) Undisputed Trade receivables - which have significant increase in credit risk	-	-	-	-	-
(iii) Undisputed Trade receivables - credit impaired	-	-	-	-	-
(iv) Disputed Trade receivables- considered good	-	-	-	-	-
(v) Disputed Trade receivables - which have significant increase in credit	-	-	-	-	-
(vi) Disputed Trade receivables - credit impaired	-	-	-	-	-
Total	48,785.84	59.50	116.44	18.16	3.44

48,983.38



Notes forming part of the financial statements
Trade Receivables Ageing
(For Previous Reporting period)

Particulars	Outstanding for following periods from due date of payment					Total (₹.in Lakhs)
	Less than 6 months	6 months - 1 year	1-2 years	2-3 years	More than 3 years	
(i) Undisputed Trade receivables – considered good	27,387.08	-	-	17.00	2.71	27,406.78
(ii) Undisputed Trade receivables – which have significant increase in credit risk	-	-	-	-	-	-
(iii) Undisputed Trade receivables – credit impaired	-	-	-	-	-	-
(iv) Disputed Trade receivables– considered good	-	-	-	-	-	-
(v) Disputed Trade receivables – which have significant increase in credit	-	-	-	-	-	-
(vi) Disputed Trade receivables – credit impaired	-	-	-	-	-	-
Total	27,387.08	-	-	17.00	2.71	27,406.78

ECL Model

Ind AS 109 requires an impairment assessment to be made for Trade Receivables on an Expected Credit Loss Model. For Trade Receivables.

Ind AS 109 permits a simplified approach of calculating only life time credit losses.

Considering the industry in which the company is operating and the gestation period of its projects, impairment assessment is made annually for the entire block of Trade Receivables and impairment losses are recognised for trade receivables on a case to case basis.

6 Loans & Advances

Sl. No	Particulars	31.03.2024				31.03.2023			
		Amortised Cost	At Fair Value (₹.in Lakhs) Through Other Comprehensive Income	Through profit or loss	Total	Amortised Cost	At Fair Value (₹.in Lakhs) Through Other Comprehensive Income	Through profit or loss	Total
	Loans & advances to related party	17,873.41	-	-	17,873.41	478.60	-	-	478.60
	Advances to related party	-	-	-	-	2,318.97	-	-	2,318.97
(A) Total		17,873.41			17,873.41	2,797.57			2,797.57
(i)	Investments outside India	-	-	-	-	-	-	-	-
(ii)	Investments in India	17,873.41	-	-	17,873.41	2,797.57	-	-	2,797.57
(B) Total		17,873.41			17,873.41	2,797.57			2,797.57
	(A) - (B)	-	-	-	-	-	-	-	-
	Less: Impairment Loss Allowance	-	-	-	-	-	-	-	-
Total		17,873.41			17,873.41	2,797.57			2,797.57



a) Non- Current

Particulars	31.03.2024	31.03.2023
Un-secured Considered good		
Staff advances	29.88	23.02
Security Deposits	469.34	437.77
Total	499.22	460.79

b) Current

Particulars	31.03.2024	31.03.2023
Un-secured Considered good		
Accrued interest	17.77	13.67
Staff advances-Current	23.95	8.95
Total	41.72	22.63

c) Fair Value Hierarchy

Particulars	Carrying value	Fair value
	31.03.2024	31.03.2023
Amortised cost		
(i) Loans	17,873.41	2,797.57
(ii) Other Investments	1,270.31	631.03
(iii) Trade Receivables	49,294.16	27,717.57
(iv) Other Financial Assets	540.94	483.42
(v) Cash and Cash Equivalents	18,384.73	34,279.34
Fair Value through Profit and Loss		
(i) Investments	45,907.03	49,287.05
Total Financial Assets	133,270.58	115,195.97

d) Fair Value Hierarchy

	Level 1	Level 2	Level 3	Total
Financial Assets				
Mutual Fund Units	45,907.03	0.00	0.00	45,907.03
Investment in Wholly Owned Subsidiary	15.00	0.00	0.00	15.00
Other Investments	1,255.31	0.00	0.00	1,255.31
Total	47,177.34	0.00	0.00	47,177.34



(₹.in Lakhs)		
Particulars	31.03.2024	31.03.2023
Deferred tax assets		
Deferred tax assets	2,490.80	1,593.65
Add: Adjustments during the year	1,650.22	897.16
Total	4,141.02	2,490.80

8.1 Components of deferred income tax assets and liabilities arising on account of temporary differences are:

(₹.in Lakhs)		
Particulars	31.03.2024	31.03.2023
Deferred tax asset		
Expenditure disallowed under Income Tax Act, 1961	-	7,253.03
Prepaid rent written off	-	1.64
Property, plant and equipment	1,499.15	5,130.62
On OCI (Gratuity)	123.13	411.12
Significant financing component	-	188.46
Deferred Loan finance cost	1.97	7.81
Employee benefit expenses on staff loans	0.82	6.62
Interest on BIRAC Loan	-	44.78
Lease	46.03	55.03
Security Deposit	0.34	-
	1,671.45	13,099.11
Deferred tax liability		
Interest income due to fair valuation of security deposits	0.25	1.69
Interest income recognised on Staff loan	1.03	6.64
Notional interest income on loan to Associate company	1.62	6.32
Fair Value gain on MF	3.66	-
Compound financial instruments	-	2.99
BIRAC Loan grant recognised	14.67	23.64
Lease	-	53.02
	21.23	94.31
Total	1,650.22	13,004.81



9 Tax Assets (Net)

(₹.in Lakhs)		
Particulars	31.03.2024	31.03.2023
Income Tax Refundable	140.14	137.49
Total	140.14	137.49

10 Other Non-current Assets

(₹.in Lakhs)		
Particulars	31.03.2024	31.03.2023
Un-secured Considered good		
(i) Capital advances	1.90	988.10
(ii) Prepaid Rent	1.77	(1.21)
(iii) Deferred Employees Benefit	10.87	2.50
(iv) Deferred Loan - Anthem Biopharma Private Limited	226.57	234.39
(v) Prepaid Expenses-long term	35.98	57.16
Total	277.10	1,280.93

11 Inventories

(₹.in Lakhs)		
Particulars	31.03.2024	31.03.2023
(i) Raw materials	14,430.76	10,283.61
(ii) Work in Progress	4,784.81	2,025.16
(iii) Finished goods	1,871.32	507.50
(iv) Goods in transit	44.03	125.36
Total	21,130.92	12,941.63



12 Cash and Cash Equivalents

Particulars	31.03.2024	31.03.2023
Balances with banks:		
(i) in current accounts	2,163.13	803.00
(ii) in deposit accounts	16,171.72	33,415.21
Cash in Hand:		
(i) Cash on hand	0.01	-
Total	18,334.86	34,218.21

13 Other Bank Balances

Particulars	31.03.2024	31.03.2023
Earmarked balances with Banks		
(i) Margin Money & Other Deposits	49.87	61.13
Total	49.87	61.13

14 Other Current Assets

Particulars	31.03.2024	31.03.2023
Un-secured, Considered good		
(i) Balances with other statutory authorities	8,522.31	7,411.54
(ii) Prepaid Expenses	307.73	194.22
(iii) Advances to Suppliers	1,269.27	311.35
(iv) Others Receivable	1.60	107.95
Total	10,100.92	8,025.05



Anthem Biosciences Private Limited

Notes forming part of the financial statements

17 Borrowings		31.03.2024				31.03.2023			
a) Non-current		At Fair Value (₹.in Lakhs)				At Fair Value (₹.in Lakhs)			
Sl.No.	Particulars	Amortised Cost	Through Other Comprehensive Income	Through profit or loss	Total	Amortised Cost	Through Other Comprehensive Income	Through profit or loss	Total
(a)	Term Loans								
	Secured								
(i)	from Banks	6,300.00	-	-	6,300.00	8,100.00	-	-	8,100.00
(ii)	from other parties	271.95	-	-	271.95	405.57	-	-	405.57
	Unsecured								
(i)	from Banks	-	-	-	-	-	-	-	-
(ii)	from Related parties	-	-	-	-	-	-	-	-
(b)	Finance lease obligations	-	-	-	-	-	-	-	-
(A)	Total	6,571.95	-	-	6,571.95	8,505.57	-	-	8,505.57
	Borrowings in India	6,571.95	-	-	6,571.95	8,505.57	-	-	8,505.57
	Borrowings outside India	-	-	-	-	-	-	-	-
(B)	Total	6,571.95	-	-	6,571.95	8,505.57	-	-	8,505.57
	(A) - (B)	-	-	-	-	-	-	-	-
b) Current		31.03.2024				31.03.2023			
		At Fair Value (₹.in Lakhs)				At Fair Value (₹.in Lakhs)			
Sl.No.	Particulars	Amortised Cost	Through Other Comprehensive Income	Through profit or loss	Total	Amortised Cost	Through Other Comprehensive Income	Through profit or loss	Total
(a)	Term Loans								
	Secured								
(i)	from Banks	1,800.00	-	-	1,800.00	1,900.00	-	-	1,900.00
(ii)	from other parties	107.09	-	-	107.09	113.01	-	-	113.01
	Unsecured								
(i)	from Banks	-	-	-	-	-	-	-	-
(ii)	from Related parties	-	-	-	-	-	-	-	-
(b)	Finance lease obligations	-	-	-	-	-	-	-	-
(c)	Cash Credit	8,179.63	-	-	8,179.63	874.60	-	-	874.60
(A)	Total	10,086.73	-	-	10,086.73	2,887.61	-	-	2,887.61
	Borrowings in India	10,086.73	-	-	10,086.73	2,887.61	-	-	2,887.61
	Borrowings outside India	-	-	-	-	-	-	-	-
(B)	Total	10,086.73	-	-	10,086.73	2,887.61	-	-	2,887.61
	(A) - (B)	-	-	-	-	-	-	-	-



Notes forming part of the financial statements

Break up of Loans- Borrowings with Repayment Terms

Loan Type	Loan Name	Repayment Terms	Total Outstanding (₹.in Lakhs)	
			(For Current Reporting period)	(the previous reporting period)
Term Loan-Project	Citi Bank	20 Quarterly Instalments	8,100	9,000.00
Term Loan-Project	Biotechnology Industry Research Assistance Council	10 Years #	492.47	594.89
Cash credit	HDFC Bank	Yearly Renewal	1,077.17	-
Cash credit	Citi Bank	Yearly Renewal	1,000.00	1,874.60
PCFC	Citi Bank	Yearly Renewal	6,102.46	-

Excluding IND AS effect

Terms of Security

From Banks

17.1 Term loan from BIRAC (Biotechnology Industry Research Assistance Council), along with interest is secured by Equipment and Machinery which is procured from the sanctioned amount and carry an interest rate of 2.00% p.a (concessional rate)

17.2

Cash Credit and other fund and non fund facilities from Citibank & HDFC Bank are secured by the first charge on pari-passu basis on all inventories and receivables. Demand promissory note and letter of continuity. These facilities are payable on demand and carry an interest rate (re-set) in the range of 7.55% to 8.50% p.a.

17.3 Term loan from Citi Bank is secured by an exclusive charge on Moveable fixed assets and carry an interest rate which is equivalent to 3Months T bill+125 bps.

Terms of security and repayment

- Mortgage /charge over the company's immovable and movable properties (other than project assets but including all receivables) both present and future;
- Charge/assignment of revenues receivables
- Charge over / assignment of the rights, titles and interests of the company in to and in respect of all project agreements (in accordance with concession agreement).
- Assignment of insurance policies, interest, benefits, claims, guarantees ,performance bonds and liquidated damages;
- The aforesaid charge will rank Pari - Passu with the mortgages and charges created/ to be created in favour of participating institutions/banks.



17.4 Obligations towards finance leases

Particulars	31.03.2024	31.03.2023
Minimum Lease payments		
(i) Not later than one year	194.63	39.77
(ii) Later than one year but not later than five years	606.43	83.07
Total	801.06	122.84
Less: Amounts representing Interest	-	-
Total	801.06	122.84

18 Trade Payables

Particulars	31.03.2024	31.03.2023
Current		
(i) Dues to micro, small and medium enterprises	-	-
(ii) Dues to others	9,032.37	6,058.22
(iii) Other Creditors	1,011.16	1,133.85
Total	10,043.53	7,192.07

Trade Payables Ageing

(For Current Reporting period)

Particulars	Outstanding for following periods from due date of payment			
	Less than 1 year	1-2 years	2-3 years	More than 3 years
MSME	-	-	-	-
Others	9,626.96	50.77	201.28	164.51
Disputed dues - MSME	-	-	-	-
Disputed dues - Others	-	-	-	-
Total	9,626.96	50.77	201.28	164.51
				10,043.52



Particulars	Outstanding for following periods from due date of payment				Total (₹.in Lakhs)
	Less than 1 year	1-2 years	2-3 years	More than 3 years	
MSME	-	-	-	-	-
O-hers	6802.36	232.34	84.87	72.50	7,192.07
D:sputed dues - MSME	-	-	-	-	-
D:sputed dues - Others	-	-	-	-	-
Total	6,802.36	232.34	84.87	72.50	7,192.07

19 Other Financial Liabilities

Non Current

Particulars	(₹.in Lakhs)	
	31.03.2024	31.03.2023
Lease Liability	430.59	76.44
Performance guarantee deposit	1,116.84	616.02
Total	1,547.43	692.45

Current

Particulars	(₹.in Lakhs)	
	31.03.2024	31.03.2023
Retention money	592.23	449.79
Lease Liability	168.49	32.22
Total	760.71	482.01

Note - During the year, the Company made a reassessment of its lease agreements in order to ascertain whether the agreements meet the definition of a lease. The net impact of these changes has been transferred to Retained Earnings.

Fair Value Hierarchy

Particulars	(₹.in Lakhs)	
	Carrying value as at	Fair value as at
	31.03.2024	31.03.2023
Amortised cost		
(i) Borrowings	16,658.68	11,393.18
(ii) Trade Payables	10,043.53	7,192.07
(iii) Other financial liabilities	2,308.14	1,174.47
Total Financial Liabilities	29,010.35	19,759.71



Notes forming part of the financial statements

20 Provisions

a) Non Current

(₹.in Lakhs)			
Particulars	31.03.2024	31.03.2023	
Provision for employee benefits			
(i) Gratuity Payable	397.82	336.04	
(ii) Leave encashment	255.22	202.79	
Total	653.04	538.83	

b) Current

(₹.in Lakhs)			
Particulars	31.03.2024	31.03.2023	
Provision for employee benefits			
(i) Gratuity Payable	228.62	247.07	
(ii) Leave encashment	106.46	108.39	
Total	335.08	355.45	

(i) Movement in provisions

(₹.in Lakhs)			
Particulars	31.03.2024	31.03.2023	
a) Provision for Gratuity			
Opening Balance	583.10	523.21	
Additional provisions made	235.78	192.45	
Provisions released (paid)	192.45	132.55	
Closing Balance	626.43	583.10	
b) Leave Encashment			
Opening Balance	311.18	282.58	
Additional Provisions made	253.45	218.72	
Provisions released (paid)	202.94	190.11	
Closing Balance	361.69	311.18	



Notes forming part of the financial statements

21 Other Liabilities

a) Non- Current

Particulars	31.03.2024	31.03.2023
Endo Global Biologicals - significant financing component	-	0.00
Deferred Grant	116.93	141.76
Total	116.93	141.76

b) Current

Particulars	31.03.2024	31.03.2023
Other accrued liabilities	2,181.55	1,877.63
Advances from customers	3,376.69	140.01
Capital creditors	2,366.27	1,443.73
Dues to statutory / government authorities	434.13	256.05
Grants received in advance	-	38.52
Total	8,358.64	3,755.95

22 Current Tax Liability (Net)

Particulars	31.03.2024	31.03.2023
Current		
Income Tax Provision	12,641.08	12,088.35
Less: Advance tax paid	12,000.00	11,500.00
Total	641.08	588.35



23 Revenue From Operations

Particulars	31.03.2024	31.03.2023
Sale of products & services		
Domestic sales	30,973.01	21,302.43
Export sales	110,780.89	84,390.00
Total	141,753.90	105,692.43

23.1 Change in Contract Liabilities:

Particulars	31.03.2024	31.03.2023
Balance at the beginning of the year	-	2,187.39
Add: Interest expense during the year	-	188.46
Less: Reversal of contract liability created earlier	-	2,375.86
Balance at the end of the year	-	-
Expected revenue recognition from remaining performance obligations		
-within one year	-	-
-more than one year	-	-

23.2 Performance Obligation

In relation to information about company's performance obligation, the entity satisfies the performance obligation at a point in time.

24 Other Income

Particulars	31.03.2024	31.03.2023
Interest from deposits & advances	4,779.57	2,949.56
Other income	55.36	528.43
Capital Gain and Dividend	703.43	1,487.33
Fair value Gain-Mutual Fund	14.52	(797.61)
Forex gain (net)	1,450.50	1,279.51
Grant received	44.15	98.11
Fair value SFC written back	-	2,187.39
Lease rent received	4.44	4.44
Total	7,051.98	7,737.17



Notes forming part of the financial statements

25 Cost of materials consumed

Particulars	31.03.2024	31.03.2023
Opening stock	10,283.61	3,784.51
Add: Chemicals and reagents	68,223.82	41,328.00
	78,507.43	45,112.51
Less: Closing stock	14,430.76	10,283.61
Cost of material consumed	64,076.68	34,828.89

25.1 Change in Work in Progress

Particulars	31.03.2024	31.03.2023
Opening stock		
Finished goods	507.50	455.36
Work-in-progress	2,025.16	1,176.10
	2,532.66	1,631.46
Less: Closing stock		
Finished goods	1,871.32	507.50
Work-in-progress	4,784.81	2,025.16
Total	(4,123.47)	(901.20)

26 Employee Benefits Expense

Particulars	31.03.2024	31.03.2023
Salaries and allowances	16,269.16	13,945.41
Contribution to provident and other funds	1,152.65	711.08
Staff welfare	840.29	660.58
Employees Benefit Expense	3.28	6.62
Total	18,265.38	15,323.70



Particulars	31.03.2024	31.03.2023
Interest Expense on		
(i) Interest - Term loans	623.88	355.17
(ii) Interest - Cash credit	198.67	43.68
(iii) Interest - Finance lease	-	18.58
(iv) Interest - IND AS lease	48.93	10.37
(v) Bank charges	35.01	51.25
(vi) Interest on Endo Global-Significant Financing Component	-	188.46
(vii) Amortisation of deferred loan (ABPPL)	7.81	7.81
Total	914.30	675.33

28 Other Expenses

Particulars	31.03.2024	31.03.2023
Advertisement and business promotion	106.19	53.53
Auditors' remuneration	25.00	20.00
Bad Debt Written Off	11.94	-
Commission expenses	263.00	415.71
Communication expenses	73.95	80.75
Corporate social responsibility expenses	869.60	601.08
Donation	2.00	2.50
Freight and forwarding charges	423.41	514.96
Health and safety expenses	258.86	286.34
Insurance	448.94	349.17
Interest on statutory dues	12.18	195.90
Internal Audit Fees	8.50	7.50
Legal and professional fees	251.32	217.72
Loss from sale of assets	43.48	0.28
Membership and subscription	79.85	68.75
Miscellaneous expenses	2.63	127.22
Fair value measurement expenses	95.46	46.41
Pollution control expenses	395.87	490.27
Power and fuel	3,129.27	3,894.63
Printing and stationery	227.81	247.19
Processing charges	441.55	295.69
R & D expenses	2,316.05	2,586.13
R & M - Building	96.09	64.43
R & M - Others	856.84	523.83
R & M - Plant and machinery	1,622.55	1,227.02
Rates and taxes	425.56	638.10
Rent	43.10	25.90
Security charges	168.36	151.25
Training and recruitment expenses	12.57	5.37
Travelling and conveyance	334.78	397.60
Total	13,046.71	13,535.24



Notes forming part of the financial statements

28.1 As per Section 135 of Companies Act, 2013, a company, meeting the applicability threshold, needs to spend at least 2% of its average net profit for the immediately preceding three financial years on corporate social responsibility (CSR) activities.

29 Auditor's remuneration break-up

Particulars	31.03.2024	31.03.2023
(i) Statutory audit fees	25.00	20.00
(ii) Certification and other reimbursement	0.67	2.62
(iii) Internal audit fees	8.50	7.50
Total	34.17	30.12

30 Tax Expense

Particulars	31.03.2024	31.03.2023
A - Current Tax		
Current tax on profits for the year	12,641.08	12,004.84
Total	12,641.08	12,004.84

30.1 Reconciliation of tax expenses to accounting profit

Particulars	31.03.2024	31.03.2023
A Amount recognised in Statement of profit and loss		
Current tax	12,641.08	12,004.84
Deferred tax expense/(income)	(1,641.88)	(793.68)
Tax expense for the year	10,999.20	11,211.16
B Reconciliation of effective tax rate		
Profit before tax and exceptional item	48,477.27	43,598.03
Add: Exceptional items, net	-	6,180.24
Profit before tax	48,477.27	49,778.27
Tax at statutory income tax rate 25.168%	12,200.76	12,528.20
Tax effects on:		
Inadmissible expenses & Income not included	758.87	-
Deductible expenditure & income to be excluded	(245.44)	-
Deduction under section 80JJA	(16.21)	-
Others	(1,698.78)	(1,317.03)
	10,999.20	11,211.16



31 Other comprehensive income

(₹.in Lakhs)		
Particulars	31.03.2024	31.03.2023
Items that will not be reclassified to profit or loss		
i) Actuarial gains & losses	(33.13)	(27.92)
ii) Deferred tax	8.34	103.48
Total	(24.79)	75.56

32 Research and development expenditure

Expenditure on research activities are recognized as expenses and charged to Statement of profit and loss. Development costs of

(₹.in Lakhs)		
Particulars	31.03.2024	31.03.2023
Salaries and allowances	1,276.66	1,056.26
Consumables	953.90	1,461.84
Electricity expenses	78.40	63.17
Other expenses	7.09	4.86
Total expenses charged to statement of profit and loss	2,316.05	2,586.13

33 Earnings per share

Particulars	For the year ended	
	31.03.2024	31.03.2023
Earnings:		
Profit for the year attributable to equity shareholders (a)	3,745,327,722	3,854,266,715
Shares:		
Number of equity shares at the beginning of the year	570,486,800	8,776,254
Weighted average number of equity shares issued as share split	-	35,107,346
Weighted average number of bonus shares issued during the year	-	526,603,200
Weighted average number of equity shares bought back during the year	(3,469,799)	-
Weighted average number of equity shares - Basic (b)	567,017,001	570,486,800
Dilutive effect of potential equity shares	-	-
Weighted average number of equity shares - Diluted (c)	567,017,001	570,486,800
EPS: Basic (in Rs.) (a/b)	6.61	6.77
Diluted (in Rs.) (a/c)	6.61	6.77



Particulars	For the year ended	
	31.03.2024	31.03.2023
(i) Salaries and Wages	16,269.16	13,945.41
(ii) Contribution to provident and other funds*	1,152.65	711.08
(iii) Staff training and welfare expenses	840.29	660.58
(iv) Employee benefit expenses	3.28	6.62
Total	18,265.38	15,323.70

*Includes contribution to defined contribution plan for the year ended March 31, 2024 Rs. 489.23 lacs (for the year ended March 31, 2023:Rs.411.16 lacs)

Reconciliation of the present value of defined benefit obligation

Particulars	Gratuity		Leave encashment	
	For the year ended	31.03.2023	For the year ended	31.03.2023
	31.03.2024		31.03.2024	
Change in projected benefit obligations				
(i) Obligations at the beginning of the year	1,042.12	909.72	311.18	282.58
(ii) Service cost	165.99	130.76	63.36	56.03
(iii) Interest expense	76.75	63.89	15.79	13.86
(iv) Benefits settled	(45.74)	(90.25)	(202.94)	(190.07)
(v) Actuarial (gain)/loss	30.78	27.99	174.30	148.79
Obligations at end of the year	1,269.89	1,042.12	361.69	311.18

Reconciliations of present value of plan assets

Particulars	Gratuity		Leave encashment	
	For the year ended	31.03.2023	For the year ended	31.03.2023
	31.03.2024		31.03.2024	
Change in plan assets				
(i) Plan assets at the beginning of the year, at fair value	459.01	386.51	-	-
(ii) Interest income on plan assets	40.09	30.13	-	-
(iii) Re-measurement - actuarial gain/ (loss)	(2.35)	0.07	-	-
(iv) Benefit payments from plan assets	(45.74)	(90.25)	-	-
(v) Contributions from employers	192.45	132.55	202.94	190.07
(vi) Benefits settled	-	-	(202.94)	(190.07)
Plan assets at the end of the year at fair value	643.46	459.01	-	-

Reconciliation of net defined benefit obligation

Particulars	Gratuity		Leave encashment	
	For the year ended	31.03.2023	For the year ended	31.03.2023
	31.03.2024		31.03.2024	
(i) Present value of funded obligation	1,269.89	1,042.12	361.69	311.18
(ii) Fair value of plan assets	(643.46)	(459.01)	-	-
Net Defined Benefit Liability / (Asset)	626.44	583.10	361.69	311.18
Short term Liability	228.62	247.07	106.46	108.39



Notes forming part of the financial statements

Expense recognised in the statement of profit and loss under employee benefits expense

Particulars	Gratuity		Leave Encashment	
	For the year ended	31.03.2023	For the year ended	31.03.2023
(i) Current Service Cost	165.99	130.76	63.36	56.03
(ii) Interest Expense on DBO	76.75	63.89	15.79	13.86
(iii) Interest (Income) on Plan Assets	(40.09)	(30.13)	-	-
(iv) Actuarial Loss / (Gain) - Other than OCI	-	-	174.30	148.79
Defined Benefit Cost included in P & L	202.65	164.52	253.45	218.68
(i) Discount rate	7.25%	7.53%	7.53%	7.39%
(ii) Salary increase	6.00%	6.00%	6.00%	6.00%

Remeasurements recognised in the statement of other comprehensive income

Particulars	Gratuity		Leave Encashment	
	For the year ended	31.03.2023	For the year ended	31.03.2023
(i) Remeasurements - Gain/ Loss on DBO	30.78	27.99	-	-
(ii) Return on plan assets, excluding interest income	2.35	(0.07)	-	-
Defined Benefit Cost included in P & L	33.13	27.92	-	-

Bifurcation of present value of obligations at the end of the valuation period as per schedule III of the Companies Act, 2013

Particulars	Gratuity		Leave Encashment	
	For the year ended	31.03.2023	For the year ended	31.03.2023
(i) Current liabilities	228.62	247.07	106.46	103.39
(ii) Non-Current liabilities	1,041.28	795.05	255.22	202.79

Plan assets comprises of the following:

Particulars	Gratuity		Leave Encashment	
	For the year ended	31.03.2023	For the year ended	31.03.2023
Insurance Policies	643.46	459.01	-	-



Notes forming part of the financial statements

The experience adjustments, meaning difference between changes in plan assets and obligations expected on the basis of actuarial assumption and actual changes in those assets and obligations are as follows:

Particulars	(₹ in Lakhs)	
	Gratuity	Leave encashment
	31.03.2024	31.03.2023
(i) Experience adjustment on plan liabilities	21.83	31.38
Percentage of opening plan liabilities	2.10%	3.45%
(ii) Experience adjustment on plan assets	(2.35)	0.07
Percentage of opening plan assets	-0.51%	0.02%

Maturity profile of defined benefit obligation:

Particulars	(₹ in Lakhs)	
	Gratuity	Leave encashment
	31.03.2024	31.03.2023
Year 1	229.69	247.78
Year 2	210.93	201.57
Year 3	177.70	184.14
Year 4	162.38	145.72
Year 5	144.72	120.44
Next 5 year Payouts	1,004.79	522.71

The weighted average duration of the defined benefit obligation for gratuity is 6 as at 31 March 2024

The weighted average duration of the defined benefit obligation for Leave encashment is 4 as at 31 March 2024



Information about Leases Assets for which the Company is a lessee is presented below:

Particulars	As at March 31, 2024	As at March 31, 2023
Balance as at beginning of the year	133.76	248.60
Additions	628.93	11.44
Deletions	-	(81.62)
Depreciation*	(133.97)	(44.66)
Balance as at end of the year	628.72	133.76

*The aggregate depreciation expense on Right-of-use assets is included under depreciation expense in Statement of Profit and Loss.

The changes/movement in Lease Liabilities of the Company are as follows:

Particulars	As at March 31, 2024	As at March 31, 2023
Balance as at beginning of the year	108.66	230.43
Additions	628.93	13.98
Deletions	-	-93.09
Repayment of principal and interest on lease liabilities	(187.45)	(53.02)
Accretion of interest	48.93	10.37
Balance as at end of the year	599.08	108.66
Current Liabilities	168.49	32.22
Non-Current Liabilities	430.59	76.44
Total cash outflow for leases	187.45	53.02

The table below provides details regarding amounts recognised in the Standalone Statement of Profit and Loss:

Particulars	Year ended March 31, 2024	Year ended March 31, 2023
Expenses relating to short-term leases and/or leases of low-value items		
Interest on lease liabilities	48.93	10.37
Depreciation expense	133.97	44.66
Total	182.90	55.03

Contractual maturities of Lease Liabilities on undiscounted basis

Particulars	As at March 31, 2024	As at March 31, 2023
Less than one year	194.63	39.77
One to five years	606.43	83.07
	801.06	122.84



36 Financial Risk Management

The Company's activities expose it to a variety of financial risks: credit risk, liquidity risk, foreign currency risk and interest rate risk. The Company's primary focus is to foresee the unpredictability of financial markets and seek to minimize potential adverse effects on its financial performance. The primary market risk to The Company is foreign exchange risk. The Company uses derivative financial instruments to mitigate foreign exchange related risk exposures. All derivative activities for risk management purposes are carried out by specialist teams that have the appropriate skills, experience and supervision. It is The Company's policy that no trading in derivative for speculative purposes may be undertaken. The Board of Directors reviews and agrees policies for managing each of these risks, which are summarised below:

- (a) Credit risk:
Credit risk is the risk of financial loss to The Company if a customer or counterparty to a financial instrument fails to meet its contractual obligations, and arises principally from The Company's receivables from customers and investment securities. Credit risk arises from cash held with banks and financial institutions, as well as credit exposure to clients, including outstanding accounts receivable. The maximum exposure to credit risk is equal to the carrying value of the financial assets. The objective of managing counterparty credit risk is to prevent losses in financial assets. The Company assesses the credit quality of the counterparties, taking into account their financial position, past experience and other factors.
- (b) Trade and other receivables:
The Group's exposure to credit risk is influenced mainly by the individual characteristics of each customer. The demographics of the customer, including the default risk of the industry and country in which the customer operates, also has an influence on credit risk assessment.
- (c) Investments:
The Company limits its exposure to credit risk by generally investing in liquid securities and only with counterparties that have a good credit rating. The Company does not expect any losses from non-performance by these counterparties, and does not have any significant concentration of exposures to specific industry sectors.
- (d) Liquidity risk
Liquidity risk is the risk that The Company will not be able to meet its financial obligations as they become due. The Company manages its liquidity risk by ensuring, as far as possible, that it will always have sufficient liquidity to meet its liabilities when due. Also, the Company has unutilized credit limits with banks.
The Company's corporate treasury department is responsible for liquidity, funding as well as settlement management. In addition, processes and policies related to such risks are overseen by senior management.
The working capital position of the Company is given below:

Particulars	₹. in Lakhs)	
	As at March 31, 2024	As at March 31, 2023
Cash & cash equivalents	18,334.86	34,218.21
Investments in mutual funds (quoted)	45,907.03	49,287.05



Contractual maturities of significant financial liabilities as at

(₹.in Lakhs)

Particulars	As at March 31, 2024		
	Less than 1 year	More than 1 year	Total
Borrowings	10,086.73	6,571.95	16,658.68
Lease Liabilities	168.49	430.59	599.08
Trade payables and accrued expenses	10,043.53	-	10,043.53
Other Financial liabilities	592.23	1,116.84	1,709.07

Particulars	As at March 31, 2023		
	Less than 1 year	More than 1 year	Total
Borrowings	2,887.61	8,505.57	11,393.18
Lease Liabilities	32.22	76.44	108.66
Trade payables and accrued expenses	7,192.07	-	7,192.07
Other Financial liabilities	449.79	616.02	1,065.81

(e) Foreign currency risk:

The Company's exchange risk arises from its foreign operations, foreign currency revenues and expenses, (primarily in U.S. Dollars). A significant portion of The Company's revenues are in US Dollars while a significant portion of its costs are in Indian Rupees. As a result, if the value of the Indian Rupee appreciates relative to these foreign currencies, The Company's revenues measured in Rupees may decrease. The exchange rate between the Indian Rupee and these foreign currencies has changed substantially in recent periods and may continue to fluctuate substantially in the future. The Company has an internal committee which meets on a periodic basis to formulate the strategy for foreign currency risk management. When necessary, the Company uses derivative financial instruments, such as foreign exchange forward contracts, to mitigate the risk of changes in foreign currency exchange rates in respect of its forecasted cash flows and trade receivables.

(f) Interest rate risk:

Interest rate risk is the risk that the fair value of future cash flows of a financial instrument will fluctuate because of changes in market interest rates. The Company's exposure to the risk of changes in market interest rates relates primarily to The Company's debt obligations with floating interest rates and investments. The Company's borrowings and investments are primarily short-term, which do not expose it to significant interest rate risk.

37 Capital Management Structure

The Company's policy is to maintain a strong capital base so as to maintain investor, creditor and market confidence and to sustain future development of the business. The Company monitors the return on capital as well as the level of dividends on its equity shares. The Company's objective when managing capital is to maintain an optimal structure so as to maximize shareholder value.

The capital structure is as follows:

The Company is predominantly equity financed which is evident from the capital structure table. Further, The Company has always been a net cash Group with cash and bank balances along with investment which is predominantly investment in liquid and short term mutual funds being far in excess of debt.



Particulars	As at March 31, 2024	As at March 31, 2023
Total equity attributable to the equity share holders of the group	193,307.48	174,161.83
As percentage of the total capital	100%	100%
current loans & borrowings	10,086.73	2,887.61
Non current loans & borrowings	6,571.95	8,505.57
Total loans & borrowings	16,658.68	11,393.18
As percentage of the total capital	9%	7%
Total capital (loans and borrowings and equity)	209,966.16	185,555.00

38 Contingent Liabilities & Capital Commitments

Particulars	As at March 31, 2024	As at March 31, 2023
Commitments		
Estimated amount of expected capital commitments	21,156	13,563
Contingent liabilities		
Claims against the company not acknowledged as debits:		
Income tax - AY 2015-16 - CIT Appeals 1, Bengaluru	326	326
Income tax - AY 2016-17 - ACIT, Bengaluru	20	-
Income tax - AY 2017-18 - ITAT, Bengaluru	93	93
Income tax - AY 2018-19 - ACIT, Bengaluru	381	-
Income tax - AY 2020-21 - CIT (A) Bengaluru	51	51
Goods and Service Tax: FY 2017-18-Bengaluru	45	-
Service Tax-Appeal-FY: 2011-2015	12	12
Others:		
Letter of credit	43	286
Bank guarantees	183	70
Corporate guarantees:		
Guarantees given to Federal Bank on behalf of wholly owned subsidiary & associate company for securing financial assistances in the form for term loan and working capital loans.	22,150	21,800



39 Segment information :

Segments are identified in line with Indian Accounting Standard (Ind AS) 108 "Operating Segments", taking into consideration the internal organization and business activities in which it engages and the economic environments in which it operates and separate financial information availability.

Company has identified two business segments viz, Contract Manufacturing, Development & Discovery Services and Specialty Ingredients (product business) during the year. Revenue and expenses directly attributable to segments are reported under each reportable segment. Expenses which are not directly identifiable to each reporting segment have been allocated on the basis of associated revenue. All other expenses which are not attributable or allocable to segments have been disclosed as unallocable expenses.

(₹.in Lakhs)			
Particulars	Year ended March 31,2024	Year ended March 31,2023	
Segmental Performance			
Business Vertical:			
Contract Manufacturing	123,197	88,378.59	
R&D Services	18,557	17,314.10	
Total	141,754	105,693	
Revenue wise			
Export	110,781	84,390	
Domestic	30,973	21,302	
Total	141,754	105,692	
Geography wise sales			
North America (USA)	42,666	49,743	
Europe	61,348	30,620	
India	30,926	21,580	
Rest of asia	6,814	3,750	
Total	141,754	105,693	



40 Corporate Social Responsibility

As per Section 135 of the Companies Act, 2013, a company, meeting the applicability threshold, needs to spend at least 2% of its average net profit for the immediately preceding three financial years on corporate social responsibility (CSR) activities. During the financial year 2023-24 the company has spent below amounts towards various CSR activities undertakes (v.z. Skill development projects; Environmental sustainability; Promoting educations; Contributions towards healthcare; Mid day meals for school children; Construction of government schools etc)

Particulars	(₹.in Lakhs)	
	Year ended March 31,2024	Year ended March 31,2023
Gross amount required to be spent during the year	939.97	688.56
Amount spent during the year	869.60	601.08
Amount spent in local area	867.60	594.08
Short-fall at the end of the year / period.	70.37	87.48
Total of previous years shortfall.	608.71	538.34

As on March 31, 2024, a cumulative amount of Rs.608.71 lakhs is unspent. Total amount spent includes provision of INR. 3.00 crores created and will be spent in the FY2024-25.



41 Trade Payables and Micro, Small and medium Enterprises

Trade Payables have been classified as Current and Non-Current. The Management has identified:

(₹.in Lakhs)		
Particulars	As at March 31, 2024	As at March 31, 2023
(i) Principal amount remaining unpaid to any supplier as at the end of the accounting year	-	-
(ii) Interest due thereon remaining unpaid to any supplier as at the end of the accounting year	-	-
(iii) The amount of interest paid along with the amounts of the payment made to the supplier beyond the appointed day	-	-
(iv) The amount of interest due and payable for the year	-	-
(v) The amount of interest accrued and remaining unpaid at the end of the accounting year	-	-
(vi) The amount of further interest due and payable even in the succeeding year, until such date when the interest dues as above actually paid	-	-

42 Related Parties

Name of the related party	Nature of relationship with the company	Country of Incorporation/ Residential Status
Ajay Bhardwaj	Managing Director	Indian
Ravindra KC	Director	Indian
Ganesh Sambasivam	Director	Indian
Ramakrishnan K	Company Secretary	Indian
Gawir Baig	CFO	Indian
Ishaan Bhardwaj	Vice President	Indian
Krithika Ganesh	By Manager-II	Indian
Keerthana Ravindra	By Manager-II	Indian
Anthem Biopharma Pvt Ltd	Common Directors	India
Neonanthem Lifesciences Pvt Ltd	Wholly owned subsidiary	India



42.1 Transactions with above related parties

Name of the related party	Nature of transaction	(₹.in Lakhs)	
		March 31,2024	Year Ended March 31,2023
Ishaan Bhardwaj	Remuneration paid	65.43	43.54
Keerthana Ravindra	Remuneration paid	12.80	8.11
Krithika Ganesh	Remuneration paid	15.54	9.70
	Business support services	5.79	7.53
Anthem Biopharma Pvt Ltd	Interest income (Interest charged on loans given)	62.15	60.99
	Interest income (Interest charged on loans & advances given)	693.79	39.68
Neonanthem Lifesciences Pvt Ltd	Sale of goods and services	112.77	-
	Purchase of goods and services	79.04	-

42.2 Balances receivable from related parties are as follows

Name of the Related Party	Classification	(₹.in Lakhs)	
		March 31,2024	Year Ended March 31,2023
Anthem Biopharma Pvt Ltd	For sale of goods & services	310.78	310.78
	For loans and advances given	740.44	719.50
Neonanthem Lifesciences Pvt Ltd	For loans and advances given	17,367.90	2,318.97

43 Remuneration paid to key management personnel

Name	Designation	(Rs. in Lakhs)	
		Remuneration paid for the Year ended March 31,2024	March 31,2023
Ajay Bhardwaj	Managing Director	747.57	467.36
Ravindra K C	Director	741.73	471.40
Ganesh Sambasivam	Director	742.63	471.55
Ramakrishnan K	Company Secretary	39.00	39.00
Gawir Baig	Vice President cum CFO	116.13	104.14



44 Key financial ratios


Particulars	Figures for the current reporting period	Figures for the previous reporting period	Reason if the variance is more than 25%
1. Current Ratio (in times)	4.78	8.65	Reduction in short term deposits
2. Debt - Equity Ratio (in times)	0.09	0.07	
3. Debt Service Coverage Ratio (in times)	3.28	4.71	
4. Return on Equity Ratio (%)	20.38%	25%	
5. Inventory turnover ratio (in times)	4.59	5.25	
6. Trade Receivables turnover ratio (in times)	3.68	3.49	
7. Trade payables turnover ratio (in times)	8.95	7.08	
8. Net capital turnover ratio (in times)	1.23	1.04	
9. Net profit ratio (%)	26%	37%	Decrease in profit
10. Return on Capital employed (%)	25%	29%	

45 Other Statutory Disclosures

- (i) The Company has not advanced or loaned or invested funds to any other person(s) or entity(ies), including foreign entities (Intermediaries) with the understanding that the Intermediary shall:
- directly or indirectly lend or invest in other persons or entities identified in any manner whatsoever by or on behalf of the company (Ultimate Beneficiaries) or
 - provide any guarantee, security or the like to or on behalf of the Ultimate Beneficiaries.
- The Company has not received any fund from any person(s) or entity(ies), including foreign entities (Funding Party) with the understanding (whether recorded in writing or otherwise) that the Company shall:
- directly or indirectly lend or invest in other persons or entities identified in any manner whatsoever by or on behalf of the Funding Party (Ultimate Beneficiaries) or
 - provide any guarantee, security or the like on behalf of the Ultimate Beneficiaries.
- (iii) The Company does not have any Benami property, where any proceeding has been initiated or pending against the Company for holding any Benami property.
- (iv) No Relationship or Transactions with any struck off companies during the year.
- (v) The Company does not have any charges or satisfaction which is yet to be registered with ROC beyond the statutory period.
- (vi) The Company has not traded or invested in Crypto currency or Virtual Currency during the financial year.
- (vii) The Company has not any such transaction which is not recorded in the books of accounts that has been surrendered or disclosed as income during the year in the tax assessments under the Income Tax Act, 1961 (such as, search or survey or any other relevant provisions of the Income Tax Act, 1961).
- (viii) The Company has not been declared as Willful Defaulter by any Bank or Financial Institutions or any other lender.
- The Company has complied with the number of layers prescribed under clause (87) of Section 2 of the Act i.e. Companies (Restriction on number of layers) Rules, 2017.
- (ix) The Company uses an accounting software (SAP) for maintaining its books of account which has a feature of recording audit trail (edit log) facility and the same has operated throughout the year for all relevant transactions
- (x) recorded in the accounting software. There is no instance of audit trail feature being tampered with was noted in respect of the accounting software.

As per our report of even date attached

Notes forming part of stand alone financial statements



Place : Bangalore
Date : September 05, 2024

For and on behalf of the Board

Ajay Bhardwaj
Managing Director
DIN:00333704

Gawir Baig
CFO



Ravindra K C
Director
DIN:01580534

Ramakrishnan K
Company Secretary
FCS:11748

ANTHEM BIOSCIENCES PRIVATE LIMITED
CIN: U24233KA2006PTC039703

**Notes forming part of the Standalone Financial Statements for the
year ended March 31,2024**

1. Corporate information:

Anthem Biosciences Private Limited has been set up as a Life sciences/ Biotechnology based venture specialising in the manufacture of catalytic preparation, other organic compounds such as speciality organic molecules, biologically active peptides etc., which are high-value products used in drug, agrochemical and speciality chemicals industries. The Company has received the letter of permission under the 100% EOU scheme for manufacture of catalytic preparation and other organic compounds from the office of the Development Commissioner, CSEZ, sub office in Karnataka, vide letter No. 1/80/2006:PER:EOU:KR:CSEZ/106 dated 19th January 2007, which is further extended vide letter No : 1/80/2006:EOU:CSEZ/1276 dated 11th July 2022 valid till 10th July 2027 . In accordance with the said letter of permission, the facilities at the factory located at Bommasandra Industrial Area are with its best in class infrastructure which includes a modern c-GMP kilo lab and a versatile GMP pilot plant. Anthem Biosciences has the capacity to do GMP synthesis from milligram to kilogram and multi-kilogram scale. The projects results are initially transmitted by means of reports followed by the manufacture of small sample quantities that are sent to clients for testing purpose. The Company has received approval from Department of Scientific and Industrial Research Technology for in-house research and development activities, beginning 1 April 2011 to 31 March 2017 and further renewed and valid as on 31.03.2024 vide approval letter No. :F.No.TU/IV-RD/2954/2021 dated 18th March 2021.

Significant accounting policies:

(A) Basis of preparation and presentation:

a) Statement of compliance:

These standalone financial statements have been prepared in accordance with Indian Accounting Standards ("hereinafter referred to as the "Ind AS") as notified by Ministry of Corporate Affairs pursuant to Section 133 of the companies Act, 2013 read with rule 3 of the Companies (Indian Accounting Standards) Rules, 2015, as amended from time to time

These standalone financial statements have been prepared for the Company as a going concern on the basis of relevant Ind AS that are effective at the Company's annual reporting date, March 31, 2024. These standalone financial statements were approved and



authorized for issuance by the Company's Board of Directors on their meeting held on September 05, 2024.

b) Basis of measurement:

The financial statements have been prepared on a historical cost convention and on an accrual basis, except for the following material items that have been measured at fair value as required by relevant Ind AS:

- i. Certain financial assets and liabilities measured at fair value (refer accounting policy on financial instruments);
- ii. Defined benefit and other long-term employee benefits.

c) Use of estimates and judgements:


The preparation of financial statements in conformity with Ind AS requires management to make judgments, estimates and assumptions that affect the application of accounting policies and the reported amounts of assets, liabilities, income and expenses. Actual results may differ from these estimates.

Estimates and underlying assumptions are reviewed on a periodic basis. Revisions to accounting estimates are recognized in the period in which the estimates are revised and in any future periods affected. In particular, information about significant areas of estimation, uncertainty and critical judgments in applying accounting policies that have the most significant effect on the amounts recognized in the financial statements is included in the notes.

d) Fair valuation:

Fair value is the price that would be received to sell an asset or paid to transfer a liability in an orderly transaction between market participants at the measurement date, regardless of whether that price is directly observable or estimated using another valuation technique. In estimating the fair value of an asset or a liability, the Company takes into account the characteristics of the asset or liability if market participants would take those characteristics into account when pricing the asset or liability at the measurement date. Fair value for measurement and/ or disclosure purposes in these financial statements is determined on such a basis, except for share-based payment transactions that are within the scope of Ind AS 102, leasing transactions that are within the scope of Ind AS 116, and measurements that have some similarities to fair value but are not fair value, such as a net realisable value in Ind AS 2 or value in use in Ind AS 36.

In addition, for financial reporting purposes, fair value measurements are categorised into Level 1, 2 or 3 based on the degree to which the inputs to the fair value measurements are



observable and the significance of the inputs to the fair value measurement in its entirety, which are described as follows:

- Level 1 inputs are quoted prices (unadjusted) in active markets for identical assets or liabilities that the company can access at the measurement date;
- Level 2 inputs are other than quoted prices included within Level 1, that are observable for the asset or liability, either directly or indirectly; and
- Level 3 inputs are unobservable inputs for the asset or liability.

(i) Functional and presentation currency:

Items included in the financial statements of the Company are measured using the currency of the primary economic environment in which the Company operates (i.e. the "functional currency"). The financial statements are presented in Indian Rupee, the national currency of India, which is the functional currency of the Company.

(ii) Foreign currency transactions and balances:

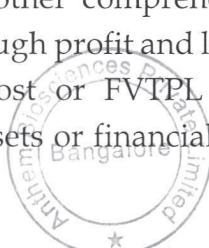

Transactions in foreign currency are translated into the respective functional currencies using the exchange rates prevailing at the dates of the respective transactions. Foreign exchange gains and losses resulting from the settlement of such transactions and from the translation at the exchange rates prevailing at reporting date of monetary assets and liabilities denominated in foreign currencies are recognized in the statement of profit and loss and reported within foreign exchange gains/ (losses).

Non-monetary assets and liabilities denominated in a foreign currency and measured at historical cost are translated at the exchange rate prevalent at the date of transaction.

(iii) Financial instruments:

All financial instruments are recognised initially at fair value. Transaction costs that are attributable to the acquisition of the financial asset (other than financial assets recorded at fair value through profit or loss) are included in the fair value of the financial assets. Purchase or sale of financial assets that require delivery of assets within a time frame established by regulation or convention in the market place (regular way trade) are recognised on trade date. While, loans and borrowings and payables are recognised net of directly attributable transaction costs.

For the purpose of subsequent measurement, financial instruments of the Company are classified in the following categories: nonderivative financial assets comprising amortised cost, debt instruments at fair value through other comprehensive income (FVTOCI), equity instruments at FVTOCI or fair value through profit and loss account (FVTPL), non-derivative financial liabilities at amortised cost or FVTPL and derivative financial instruments (under the category of financial assets or financial liabilities) at FVTPL. The



classification of financial instruments depends on the objective of the business model for which it is held. Management determines the classification of its financial instruments at initial recognition.

(a) Non-derivative financial assets:

(i) Financial assets at amortized cost:

A financial asset shall be measured at amortised cost if both of the following conditions are met:

- (a) the financial asset is held within a business model whose objective is to hold financial assets in order to collect contractual cash flows and
- (b) the contractual terms of the financial asset give rise on specified dates to cash flows that are solely payments of principal and interest (SPPI) on the principal amount outstanding.

They are presented as current assets, except for those maturing later than 12 months after the reporting date which are presented as non-current assets. Financial assets are measured initially at fair value plus transaction costs and subsequently carried at amortized cost using the effective interest rate method, less any impairment loss.

Amortized cost are represented by trade receivables, security deposits, cash and cash equivalents, employee and other advances and eligible current and non-current assets. Cash and cash equivalents comprise cash on hand and in banks and demand deposits with banks which can be withdrawn at any time without prior notice or penalty on the principal.

For the purposes of the cash flow statement, cash and cash equivalents include cash on hand, in banks and demand deposits with banks, net of outstanding bank overdrafts that are repayable on demand, book overdraft and are considered part of the Company's cash management system.

(ii) Financial assets at FVTPL:

FVTPL is a residual category for financial assets. Any financial asset which does not meet the criteria for categorization as at amortized cost or as FVTOCI, is classified as FVTPL. In addition the Company may elect to designate the financial asset, which otherwise meets amortized cost or FVTOCI criteria, as FVTPL if doing so eliminates or significantly reduces a measurement or recognition inconsistency. Financial assets included within the FVTPL category are measured at fair values with all changes in the statement of profit and loss.

(b) Non-derivative financial liabilities:



(i) **Financial liabilities at amortized cost:**

Financial liabilities at amortized cost represented by borrowings, trade and other payables are initially recognized at fair value, and subsequently carried at amortized cost using the effective interest rate method.

(B) **Property, plant and equipment:**

a) **Recognition and measurement:**

Property, plant and equipment are measured at cost less accumulated depreciation and impairment losses, if any. Cost includes expenditures directly attributable to the acquisition of the asset.

b) **Depreciation:**

The Company depreciates property, plant and equipment over the estimated useful life on a written down value basis from the date the assets are ready for intended use. Assets acquired under finance lease and leasehold improvements are amortized over the lower of estimated useful life and lease term. The estimated useful lives of assets for the current and comparative period of significant items of property, plant and equipment are as follows:

Category	Useful Life (years)
Roads	5-10
Buildings	5-60
Plant and machinery	15-20
Electrical installations	10
Furniture and fittings	10
Laboratory equipments	10
Office equipment	5
Pipelines	15
Computers and DP units	3-6
Motor vehicles	8

Depreciation methods, useful lives and residual values are reviewed at each reporting date. When parts of an item of property, plant and equipment have different useful lives, they are accounted for as separate items (major components) of property, plant and equipment. Subsequent expenditure relating to property, plant and equipment is capitalized only when it is probable that future economic benefits associated with these

will flow to the Company and the cost of the item can be measured reliably. Repairs and maintenance costs are recognized in the statement of profit and loss when incurred. The cost and related accumulated depreciation are eliminated from the financial statements upon sale or disposition of the asset and the resultant gains or losses are recognized in the statement of profit and loss.

Amounts paid towards the acquisition of property, plant and equipment outstanding as of each reporting date and the cost of property, plant and equipment not ready for intended use before such date are disclosed under capital advances and capital work-in-progress respectively.

(C) Intangible assets:

Intangible assets are stated at cost less accumulated amortization and impairment. Intangible assets are amortized over their respective estimated useful lives on a written down value basis, from the date that they are available for use. The estimated useful life of an identifiable intangible asset is based on a number of factors including the effects of obsolescence, demand, competition and other economic factors (such as the stability of the industry and known technological advances) and the level of maintenance expenditures required to obtain the expected future cash flows from the asset.

The estimated useful lives of intangibles are as follows:

Category	Useful Life
Software licenses	Earlier of license period or 1-3 years

(D) Leases:

A contract is, or contains, a lease if the contract conveys the right to control the use of an identified asset for a period of time in exchange for consideration.

The Company accounts for each lease component within the contract as a lease separately from non-lease components of the contract and allocates the consideration in the contract to each lease component on the basis of the relative stand-alone price of the lease component and the aggregate stand-alone price of the non-lease components.

The Company recognises right-of-use asset representing its right to use the underlying asset for the lease term at the lease commencement date. The cost of the right-of-use asset measured at inception shall comprise of the amount of the initial measurement of the lease liability adjusted for any lease payments made at or before the commencement date less any lease incentives received, plus any initial direct costs incurred and an estimate of costs to be incurred by the lessee in dismantling and removing the underlying asset or restoring the underlying asset or site on which it is located. The right-of-use assets is subsequently measured at cost less any accumulated depreciation, accumulated impairment losses, if

any and adjusted for any re-measurement of the lease liability. The right-of-use assets is depreciated using the straight-line method from the commencement date over the shorter of lease term or useful life of right-of-use asset. The estimated useful lives of right-of-use assets are determined on the same basis as those of property, plant and equipment. Right-of-use assets are tested for impairment whenever there is any indication that their carrying amounts may not be recoverable. Impairment loss, if any, is recognised in the statement of profit and loss.

The Company measures the lease liability at the present value of the lease payments that are not paid at the commencement date of the lease. The lease payments are discounted using the incremental borrowing rate, if that rate can be readily determined. If that rate cannot be readily determined, The Company uses incremental borrowing rate. The lease payments shall include fixed payments, variable lease payments, residual value guarantees, exercise price of a purchase option where The Company is reasonably certain to exercise that option and payments of penalties for terminating the lease, if the lease term reflects the lessee exercising an option to terminate the lease. The lease liability is subsequently re-measured by increasing the carrying amount to reflect interest on the lease liability, reducing the carrying amount to reflect the lease payments made and re-measuring the carrying amount to reflect any reassessment or lease modifications or to reflect revised in-substance fixed lease payments.

The Company recognises the amount of the re-measurement of lease liability due to modification as an adjustment to the right-of-use asset and statement of profit and loss depending upon the nature of modification. Where the carrying amount of the right-of-use asset is reduced to zero and there is a further reduction in the measurement of the lease liability, The Company recognises any remaining amount of the re-measurement in statement of profit and loss.



The Company has elected not to apply the requirements of Ind AS 116 Leases to short-term leases of all assets that have a lease term of 12 months or less and leases for which the underlying asset is of low value. The lease payments associated with these leases are recognised as an expense on a straight-line basis over the lease term.

(E) Impairment:

(a) Financial assets:

In accordance with Ind AS 109, the Company applies expected credit loss (ECL) model for measurement and recognition of impairment loss. The Company follows 'simplified approach' for recognition of impairment loss allowance on trade receivable. The application of simplified approach does not require the Company to track changes in credit risk.

Rather, it recognises impairment loss allowance based on lifetime ECLs at each reporting date, right from its initial recognition. For recognition of impairment loss on other financial assets and risk exposure, the Company determines that whether there has been a significant increase in the credit risk since initial recognition. If credit risk has not



increased significantly, 12-month ECL is used to provide for impairment loss. However, if credit risk has increased significantly, lifetime ECL is used. If in subsequent period, credit quality of the instrument improves such that there is no longer a significant increase in credit risk since initial recognition, then the company reverts to recognising impairment loss allowance based on 12-month ECL. Lifetime ECLs are the expected credit losses resulting from all possible default events over the expected life of a financial instrument. The 12-month ECL is a portion of the lifetime ECL which results from default events that are possible within 12-months after the reporting date.

ECL is the difference between all contractual cash flows that are due to the Company in accordance with the contract and all the cash flows that the company expects to receive (i.e. all shortfalls), discounted at the original effective interest rate (EIR). When estimating the cash flows, company is required to consider:

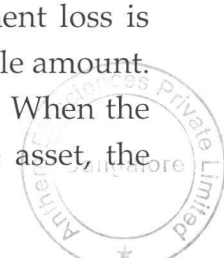

- (i) All contractual terms of the financial instrument (including prepayment, extension etc.) over the expected life of the financial instrument. However, in rare cases when the expected life of the financial instrument cannot be estimated reliably, then the company is required to use the remaining contractual term of the financial instrument.
- (ii) Cash flows from the sale of collateral held or other credit enhancements that are integral to the contractual terms.

As a practical expedient, the Company uses a provision matrix to determine impairment loss on portfolio of its trade receivable. The provision matrix is based on its historically observed default rates over the expected life of the trade receivable. At every reporting date, the historically observed default rates are updated. ECL impairment loss allowance (or reversal) recognised during the period is recognised as income/expense in the statement of profit and loss.

The balance sheet presentation for various financial instruments is described below: Financial assets measured at amortized cost, contractual revenue receivable. ECL is presented as an allowance, i.e. as an integral part of the measurement of those assets in the balance sheet. The allowance reduces the net carrying amount. Until the asset meets write off criteria, the Company does not reduce impairment allowance from the gross carrying amount.

(b) Non-financial assets:

The Company assesses at each reporting date whether there is any objective evidence that a non-financial asset or a group of non-financial assets is impaired. If any such indication exists, the Company estimates the amount of impairment loss. An impairment loss is calculated as the difference between an asset's carrying amount and recoverable amount. Losses are recognised in profit or loss and reflected in an allowance account. When the Company considers that there are no realistic prospects of recovery of the asset, the



relevant amounts are written off. If the amount of impairment loss subsequently decreases and the decrease can be related objectively to an event occurring after the impairment was recognised, then the previously recognised impairment loss is reversed through profit or loss. The recoverable amount of an asset or cash-generating unit (as defined below) is the greater of its value in use and its fair value less costs to sell. In assessing value in use, the estimated future cash flows are discounted to their present value using a pre-tax discount rate that reflects current market assessments of the time value of money and the risks specific to the asset. For the purpose of impairment testing, assets are grouped together into the smallest group of assets that generates cash inflows from continuing use that are largely independent of the cash inflows of other assets or groups of assets (the "cash-generating unit").

(F) Employee benefits:

The Company participates in various employee benefit plans. Post-employment benefits are classified as either defined contribution plans or defined benefit plans. Under a defined contribution plan, the Company's only obligation is to pay a fixed amount with no obligation to pay further contributions if the fund does not hold sufficient assets to pay all employee benefits. The related actuarial and investment risks fall on the employee. The expenditure for defined contribution plans is recognized as expense during the period when the employee provides service. Under a defined benefit plan, it is the Company's obligation to provide agreed benefits to the employees. The related actuarial and investment risks fall on the Company. The present value of the defined benefit obligations is calculated using the projected unit credit method.


The Company has the following employee benefit plans:

a) Provident Fund:

Retirement benefit in the form of Provident Fund is a defined contribution scheme and the contributions are charged to the statement of profit and loss for the year when the employee renders the related service and the contributions to the government funds are due. The Company has no obligation other than the contribution payable to provident fund authorities.

b) Gratuity:

For the purpose of administration of gratuity of the employees of the Company, the Company has established Anthem Biosciences Private Limited Employees Gratuity Trust. In accordance with the Payment of Gratuity Act, 1972, the Company provides for a lump sum payment to eligible employees, at retirement or termination of employment based on the last drawn salary and years of employment with the Company. Company's obligation in respect of the gratuity plan, which is a defined benefit plan, is provided for based on actuarial valuation using the projected unit credit method.



Actuarial gains or losses are recognized in other comprehensive income. Further, the profit or loss does not include an expected return on plan assets. Instead net interest recognized in profit or loss is calculated by applying the discount rate used to measure the defined benefit obligation to the net defined benefit liability or asset. The actual return on the plan assets above or below the discount rate is recognized as part of re-measurement of net defined liability or asset through other comprehensive income.

Re-measurements comprising actuarial gains or losses and return on plan assets (excluding amounts included in net interest on the net defined benefit liability) are not reclassified to profit or loss in subsequent periods.

c) Compensated absences:

The employees of the Company are entitled to compensated absences. The employees can carry forward a portion of the unutilized accumulating compensated absences and utilize it in future periods or receive cash at retirement or termination of employment. The Company records an obligation for compensated absences in the period in which the employee renders the services that increases this entitlement.


The Company measures the expected cost of compensated absences as the additional amount that the Company expects to pay as a result of the unused entitlement that has accumulated at the end of the reporting period. The Company recognizes accumulated compensated absences based on actuarial valuation. Non-accumulating compensated absences are recognized in the period in which the absences occur. The Company recognizes actuarial gains and losses immediately in the statement of profit and loss.

(G) Provisions:

Provisions are recognized when the Company has a present obligation (legal or constructive) as a result of a past event, it is probable that an outflow of economic benefits will be required to settle the obligation, and a reliable estimate can be made of the amount of the obligation.

The amount recognized as a provision is the best estimate of the consideration required to settle the present obligation at the end of the reporting period, taking into account the risks and uncertainties surrounding the obligation. When some or all of the economic benefits required to settle a provision are expected to be recovered from a third party, the receivable is recognized as an asset, if it is virtually certain that reimbursement will be received and the amount of the receivable can be measured reliably.

Provisions for onerous contracts are recognized when the expected benefits to be derived by the Company from a contract are lower than the unavoidable costs of meeting the future obligations under the contract. Provisions for onerous contracts are measured at



the present value of lower of the expected net cost of fulfilling the contract and the expected cost of terminating the contract.

(H) Revenue :

a) Sale of goods & services:

Company earns revenue primarily from sale of goods, providing scientific & technical consultancy services. Revenue is recognised upon transfer of control of promised products or services (performance obligation) to the customers in an amount that reflects the consideration which the company expects to receive in exchange for those products or services.

The amount of revenue to be recognised (transaction price) is based on the consideration expected to be received in exchange for goods, excluding amounts collected on behalf of third parties such as sales tax or other taxes directly linked to sales. If a contract contains more than one performance obligation, the transaction price is allocated to each performance obligation based on their relative stand-alone selling prices.

Revenue from product sales are recorded net of allowances for estimated rebates, cash discounts and estimates of product returns, all of which are established at the time of sale.

The company adjusts the promised amount of consideration for the effects of time value of money if the timing of payments agreed to by the parties to the contract provides the customer with a significant benefit of financing the transfer of goods or services to the customer. The impact of the time value of money is shown as Contract Liability.

b) Rental income:

Rental income is recognised in statement of profit and loss on a straight-line basis over the term of the lease except where the rentals are structured to increase in line with expected general inflation. Lease incentives granted are recognised as an integral part of the total rental income, over the term of the lease.

c) Dividend & interest income :

Dividend income is recorded when the right to receive payment is established. Interest income is recognised using the effective interest method.

(I) Finance expense:

Finance expenses consist of interest expense on loans and borrowings. Borrowing costs are recognized in the statement of profit and loss using the effective interest method.



Foreign currency gains and losses are reported on a net basis. This includes changes in the fair value of foreign exchange derivative instruments, which are accounted at fair value through profit or loss.

(J) Income tax:

Income tax comprises current and deferred tax. Income tax expense is recognized in the statement of profit and loss except to the extent it relates to items directly recognized in equity or in other comprehensive income.

a) Current income tax:

Current income tax for the current and prior periods are measured at the amount expected to be recovered from or paid to the taxation authorities based on the taxable income for the period.

The tax rates and tax laws used to compute the current tax amount are those that are enacted or substantively enacted by the reporting date and applicable for the period. The Company offsets current tax assets and current tax liabilities, where it has a legally enforceable right to set off the recognized amounts and where it intends either to settle on a net basis or to realize the asset and liability simultaneously.

b) Deferred income tax:

Deferred income tax is recognized using the balance sheet approach. Deferred income tax assets and liabilities are recognized for deductible and taxable temporary differences arising between the tax base of assets and liabilities and their carrying amount in financial statements, except when the deferred income tax arises from the initial recognition of goodwill or an asset or liability in a transaction that is not a business combination and affects neither accounting nor taxable profits or loss at the time of the transaction.

Deferred income tax asset is recognized to the extent that it is probable that taxable profit will be available against which the deductible temporary differences, and the carry forward of unused tax credits and unused tax losses can be utilized. Deferred income tax liabilities are recognized for all taxable temporary differences.

The carrying amount of deferred income tax assets is reviewed at each reporting date and reduced to the extent that it is no longer probable that sufficient taxable profit will be available to allow all or part of the deferred income tax asset to be utilized.



Deferred income tax assets and liabilities are measured at the tax rates that are expected to apply in the period when the asset is realized or the liability is settled, based on tax rates (and tax laws) that have been enacted or substantively enacted at the reporting date

(K) Earnings per share (EPS):

Basic earnings per share is computed using the weighted average number of equity shares outstanding during the period. Diluted EPS is computed by dividing the net profit after tax by the weighted average number of equity shares considered for deriving basic EPS and also weighted average number of equity shares that could have been issued upon conversion of all dilutive potential equity shares. Dilutive potential equity shares are deemed converted as of the beginning of the period, unless issued at a later date. Dilutive potential equity shares are determined independently for each period presented. The number of equity shares and potentially dilutive equity shares are adjusted for bonus shares, as appropriate.

(L) Research and development costs :

Research costs are expensed as incurred. Development costs are expensed as incurred unless technical and commercial feasibility of the project is demonstrated, future economic benefits are probable, the Company has an intention and ability to complete and use or sell the software and the costs can be measured reliably.

(M) Government grants:

Grants from the government are recognised when there is reasonable assurance that:

- (i) the Company will comply with the conditions attached to them; and
- (ii) the grant will be received.

Government grants related to revenue are recognised on a systematic basis in the statement of profit and loss over the periods necessary to match them with the related costs which they are intended to compensate. Such grants are deducted in reporting the related expense. When loan or similar assistance is provided by government or related institutions, with an interest rate below the current applicable market rate, the effect of this favorable interest is recognized as government grant. The loan or assistance is initially recognized and measured at fair value and the government grant is measured as the difference between the initial carrying value of the loan and the proceeds received.



(N) Inventories:

Inventories consists of (a) Raw materials, (b) Work-in-progress and (d) Finished goods. Inventories are carried at lower of cost and net realizable value. The cost of raw materials are determined on a moving average basis and/specific cost wherever applicable. Cost of work in progress & finished goods produced includes direct material, labour cost and a proportion of manufacturing overheads.

(O) Previous year's figures have been re-grouped or re-classified to conform to the present year's presentation.

